


Welcome to Fios TV.



verizon^v

With advanced voice remote and seamless Netflix integration, get to what you want to watch faster with the Fios TV Voice Remote.

Find my remote

If you misplace a Fios TV Voice Remote, finding it is easy. Press the power button twice on the corresponding Fios TV One or Fios TV One Mini. The remote will start beeping. When you find it, press any button on the remote to stop the beeping.

Microphone/Voice Search— the fastest way to use your remote.

With the Fios TV Voice Remote, you can use your voice to control your Fios TV. Simply press and hold the Microphone button to give commands (see below for examples). Speak normally and hold the remote about 12 inches from your mouth. If held too closely, your voice may come across distorted and difficult for the remote to understand.

Search

“What’s on CNN tonight?”

“Anything good on CBS?”

“I want to watch *Star Wars*”

“ Show me Kids”

“Take me to Sports”

Navigation

“Tune to ABC”

“Show me *Game of Thrones*”

“Go to the main menu”

“Go to the guide”

“Go to settings”

“Skip forward 30 seconds”

“Jump back 1 hour”

Settings

“Turn on talking guide”

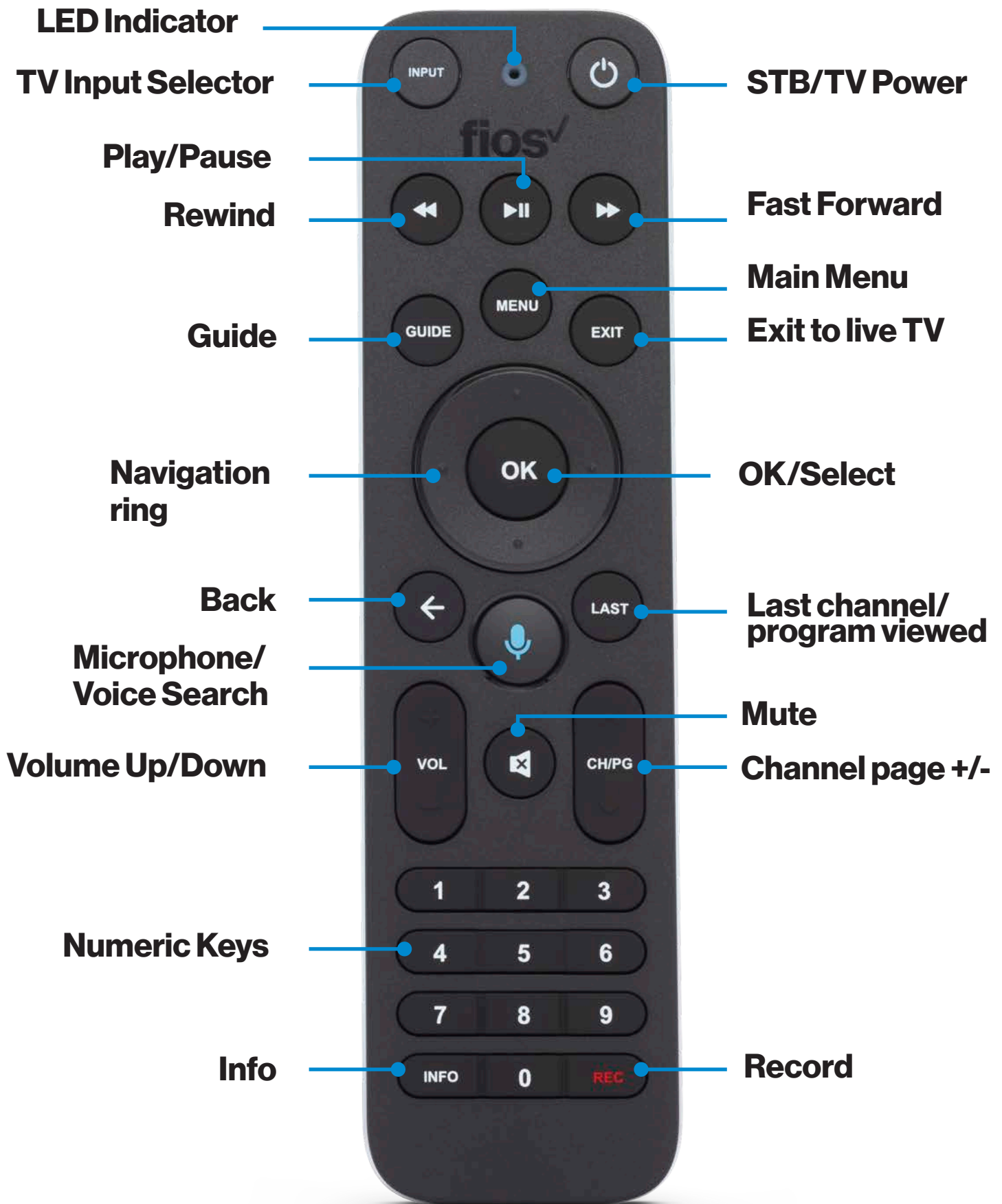
“Turn off closed captioning”*

“Turn on Spanish audio”*

“Turn on descriptive video”*

For a list of help topics, just say “Help”

*Available for select programs



For more information about other Fios TV remotes, visit verizon.com/fiostvremote.

Fios TV Big Button Remote

Please see the following pages for instructions on some of the most popular TV functions like recording a show and using On Demand.

Big Button Remotes are available if needed. Visit [verizon.com/accessiblematerials](https://www.verizon.com/accessiblematerials) to place an order.

Fios TV Big Button Remote is not compatible with VMS 4100 or later set-top boxes.



TV
On/off

Menu
Displays the
main menu

Exit
Closes any
on-screen display
and brings back live
TV

Mute
Turns off volume

Last
Displays last
channel viewed

Shift Key
Allows secondary
functions, such
as those listed
below (Press and
hold shift key, then
press the letter that
corresponds to
desired function)

Input
Change the input

STB (Set-Top Box)

On/off

Guide

Displays TV
listings

On Demand

Movies/shows
available for viewing
(free & pay)

A Button

Widgets

B Button

Search

C Button

HD channel

Fav (Favorites)

Displays favorite
channels

Info

Displays information
about the show
being viewed

CC (Closed Captions)

Displays subtitles

Options

More advanced
live TV options



Fios TV Big Button Remote functions.

Recording a Show

- Press the Guide button
- Select show to record
- Press the REC button once to record the show
- Press REC a second time to record a series
- Follow prompts to record or modify the series, then press the OK button

Using On Demand (free movies and TV shows available)

- Press the On Demand button
- Use the blue arrow buttons to search through available programs
- When you find a program you want to watch, press OK

Fios TV Big Button Remote is not compatible with VMS 4100 or later set-top boxes.

Setting Favorites

- Press the Menu button
- Scroll to Settings > System > Favorite Channels
- Choose Favorites 1 or Favorites 2
- Go to Add or Remove Channels
- Scroll through the channels, press OK to add a Favorite channel (or simply enter the channel number)
- A heart will be displayed next to the channel when it's successfully entered
- Press the Exit button to get back to live TV

Changing TV Input


- Press and hold the Shift button and press the Q button at the same time
- Inputs will be displayed (For example HDMI 1, HDMI 2, Video 1, Video 2, etc)
- While still holding the Shift button, press Q until the desired input is highlighted
- Release both buttons and the input will be changed

Do more. Better.

Want help with your Fios TV, Phone or Internet service? Get the answers you need, fast. Just visit us online or press the Menu button on your TV remote. Scroll to Customer Support, then select your topic.



Set up Guest Wi-Fi Access, manage your DVR, watch TV on the go and more. Learn about the Verizon apps at verizon.com/home/fiosmobileapps.



Tune to Channel 131 on your TV for how-to videos and setup wizards.



Visit welcometofios.verizon.com for tutorials, advanced features and ways to optimize your experience.

FPO clear space
for FSC logo