



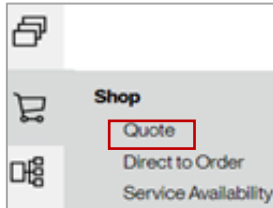
Linear Global Data Link Quote Job Aid



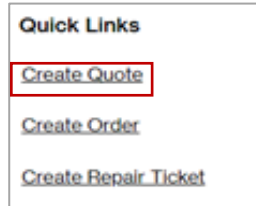
Getting Started

There are **three** ways to create a Quote

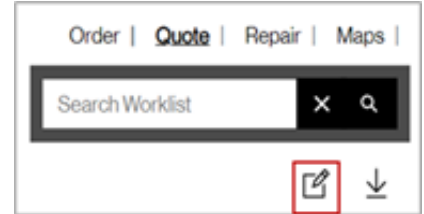
Option 1: From **Shop**



Option 2: From **Quick Links**



Option 3: From **Quote Worklist**



Quote Configuration

1. Select Product Name: **Wavelength Solutions**
2. Select Product Offering: **Linear Global Data Link**
3. Choose **Company Name** from the drop down
4. Retain or modify **Group Name** if needed (minimum of 4 characters maximum of 12)

Quote Configuration

Product Name *	Product Offering *	Company *
Wavelength Solutions	Linear Global Data Link	--Select One--
Group Name *		
LGDL20258		

1. Select the **From Location Country** from the drop down.
 2. Enter the **From Location** in the type ahead field, select the address from the drop down (green check mark indicates the address validation was successful)
 3. The **From and To Access Type** determines if the services will be provisioned On Net (Verizon) or Off Net (Third Party provider) based on the address entered. **Note: Currently On-Net (Verizon) quoting scenarios are supported.**
 4. Select the **To Location Country** from the drop down.
 5. Enter the **To Location** in the type ahead field, select the address from the drop down (green check mark indicates the address validation was successful)
 6. Enter **Speed** (10G, 100G)
 7. Select the **Term** from the drop down
 8. Select the **Currency** from the drop down
- Click **Get Pricing**

1	2	3	4	5	6	7	8		
No.	From Location Country*	From Location*	Access Type	To Location Country*	To Location*	Access Type	Speed*	Term*	Currency*
1	United States	18850 ORANG X	Verizon	United States	40 WALL ST, N X	Verizon	100-G X	5	USD
Records per page 10 1 of 1 Previous Next									
Save Get Pricing									



Linear Global Data Link Quote Job Aid



Quote Summary



Review Pricing:

1. From the hamburger menu, click on **Worklists**
2. Click on **Quote Name** to view the request
3. Standard pricing will NOT be displayed for these requests, a value of \$0.00 will be displayed. Please **contact your account team** to obtain pricing.

Download										Refresh	Edit Group	Delete	PDF
<input type="checkbox"/>	Quote ID	From Location	From Access Type	To Location	To Access Type	Speed	Currency	Term	MIG	NIG	Up Front Pay	Status	Expires
<input type="checkbox"/>	LQ020256-008	10650 ORANGE ST, BLOOMINGTON, CA, 92316-2426, USA	Verizon	238 FORSGATE DR, MONROE TOWNSHIP, NJ, 08831, USA	Verizon (On-Net)	10 Gbps	USD	3 Years	\$0.00	\$0.00	\$0.00	Open	

Records per page: 10 1 of 1

Previous 1 Next

3

1. Use **Download** to access quote/pricing CSV file
2. Click **Refresh** to reload the page
3. Click **Edit Group** to:
 - Edit or Modify quotes in an Open or Error status
4. Click **Delete** to remove one, several or all quotes
5. Click **PDF** to generate a PDF document for one quote at a time



Quoting Tips

1. Quotes in Pricing Review status cannot be edited, accepted, or submitted, nor can a quote PDF document be displayed.
2. In order to generate an additional quote, add a new row to the group and populate the requested information
3. From the Quote Summary page, the group quote information can be downloaded into a csv file