



Metro National Wave Optimized Service Quote Job Aid



Delivers private data over a fully managed point to point circuit on an advanced optical network

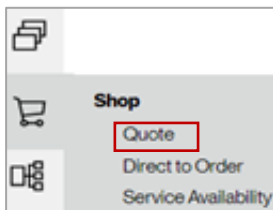
Things to Know

- The existing contract ID field is being renamed to Pricing ID. This field indicates whether the pricing is standard contractual or promotional. It is not specific to promotions. When a promotion drives the pricing, it will contain the value of the Promo, but it does not just indicate pricing related to promotions.
- An additional value of "New" will be available in the Pricing ID field. Selecting the value of "New" enables a quote to be created without an existing contract. Existing contract IDs will continue to appear as selections in the Pricing ID drop down as applicable.

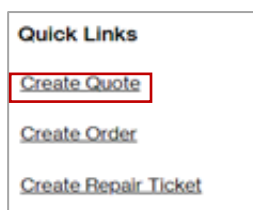
Getting Started

There are **three** ways to create a Quote

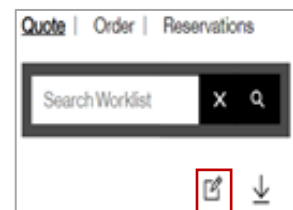
Option 1: From **Shop**



Option 2: From **Quick Links**



Option 3: From **Quote Worklist**





Metro National Wave Optimized Service Quote Job Aid

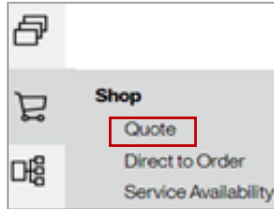


Delivers private data over a fully managed point to point circuit on an advanced optical network

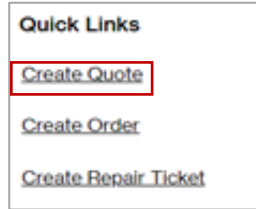
Getting Started

There are **three** ways to create a Quote

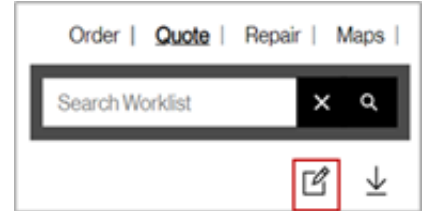
Option 1: From **Shop**



Option 2: From **Quick Links**



Option 3: From **Quote Worklist**



Quote Configuration

1. Select Product Name: **Wavelength Solutions**
2. Select Product Offering: **Metro National Wave (Optimized Service)**
3. Choose **Company Name** from the drop down
4. Retain or modify **Group Name** if needed (minimum of 4 characters maximum of 12)
5. Select **Term** (default is product specific and varies based on product)
6. Choose **Contract ID** from drop down

Quote Configuration

Product Name *	Product Offering *	Company *
Wavelength Solutions	Metro/National Wave (Optimized Service)	VERIZON
Group Name *	Term (in Years):*	Contract ID: *
WAVE20162	<input type="checkbox"/> 1 <input type="checkbox"/> 2 <input checked="" type="checkbox"/> 3 <input type="checkbox"/> 5	New

1. Enter the **From and To Location(s)** in the type ahead field, select the address from the drop down (green check mark indicates the address validation was successful)
2. The **From and To Access Type** determines if the services will be provisioned On Net (Verizon) or Off Net (Third Party provider) based on the address entered. **Note: Currently On-Net (Verizon) quoting scenarios are supported**
3. The **From and To Termination Type** will default to Verizon Provided or Customer Provided (for National Wave if either location is VzB LD POP)
4. Enter **Speed** (1G, 10G, 100G)
5. Click **+** to add the **From & To Additional Features** (if desired)
6. Click **GetPricing** (Submission Message: Your request has been accepted and is currently being processed)

Upload Your request has been accepted and is currently being processed. X

No.	From Location*	Access Type	Termination Type*	To Location*	Access Type	Termination Type*	Speed*	From Additional Features	To Additional Features
1	21715 FILIOREE	Verizon	Verizon Provided	965 MAIN ST,	Verizon	Verizon Provided	100 G	+	+

Get Pricing

Additional Features:

- ☐ Colocation Override
- ☐ Mandatory Route
- ☐ Mesh Restoration
- ☐ Protected Access
- ☐ Round Trip Delay SLA
- ☐ Route Diversity
- ☐ Telecom Service Priority
- ☐ HMC Map

Quote Configuration Functions

Upload- Upload or access Address and Generic templates

Delete- Remove one or more rows

Copy- Copy one or more rows

Add- Add one row at a time



Metro National Wave

Optimized Service Quote Job Aid



Delivers private data over a fully managed point to point circuit on an advanced optical network

Quote Summary

Review Pricing:

1. Hover over **MRC/NRC** to review a breakdown of the price (if needed)
2. Click the **checkbox** to select the Price Quote
3. Expiration date (Note: **Wave quotes are valid for 180 days from the creation date**)
4. Click **Submit Quote**
5. Choose the **Order Assignee** (if desired)
6. Click **Submit** (this action moves the submitted quote to the Order Worklist to be worked on at a later time) or
7. Click **Start Order** (this action allows you to immediately begin working on the order)

Please Note: Standard pricing will NOT be displayed on every scenario. Some quotes will obtain pricing while others will be displayed with a TBD indicator (Please engage the account team on all TBD scenarios).

Download													Refresh	Accept	Edit Group	Delete	Submit	PDF
<input type="checkbox"/>	Quote ID	From Location	From Access Type	To Location	To Access Type	Speed	Pricing ID	Term	MRC	NRC	Status	Expires						
<input type="checkbox"/>	ATT658862664-001	50 NE 9TH ST, MIAMI, FL, 33132, USA	Verizon (On-Net)	1950 N STEMMONS FWY, DALLAS, TX, 75207, USA	Verizon (On-Net)	1Gbps	New	3 Years	\$940.00	\$2.00	Working	08-14-2025						

Are you sure you want to submit this quote?

- By submitting this quote, you are committing to your order work queue for further processing.
- This quote expires in 180 days and will no longer be available for ordering after the expiration date.
- You are acknowledging that this quote is budgetary and may not include pricing associated with transport, special construction or other features that may apply to the quoted service.

Assign to Order:

1. Use **Download** to access quote/pricing CSV file
2. Click **Refresh** to reload the page
3. Choose **Accept** to agree to the Price Quote, **and** acknowledge the budgetary quote message
4. Click **Edit Group** to:
 - Edit or Modify quotes in an Open or Error status
5. Click **Delete** to remove one, several or all quotes
6. Click **Submit** to process and submit the Quote
7. Click **PDF** to generate a PDF document for one quote at a time



Quoting Tips

1. Wave quotes are valid for 180 days from the creation date
2. A quote must be submitted to order for it to be converted to an order
3. Quotes in Submitted, Pricing Requested or Pricing Review status cannot be edited
4. In order to generate an additional quote, add a new row to the group and populate the requested information
5. Co-location addresses will default to Off Net pricing (Co-location override must be selected via Additional Features during the quote journey)
6. From the Quote Summary page, the group quote information can be downloaded into a csv file
7. You can manually add up to 250 locations