



Metro/Regional Wave (OWS) Quote Job Aid



Customize a solution to deliver private data over a fully managed, point-to-point circuit on an advanced optical network.

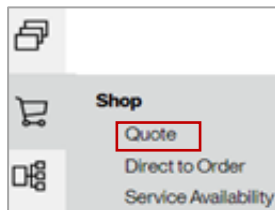
Things to Know

- The existing contract ID field is being renamed to Pricing ID. This field indicates whether the pricing is standard contractual or promotional. It is not specific to promotions. When a promotion drives the pricing, it will contain the value of the Promo, but it does not just indicate pricing related to promotions.
- An additional value of "New" will be available in the Pricing ID field. Selecting the value of "New" enables a quote to be created without an existing contract. Existing contract IDs will continue to appear as selections in the Pricing ID drop down as applicable.

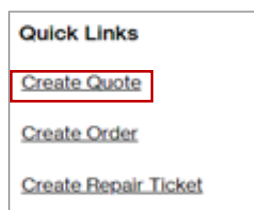
Getting Started

There are **three** ways to create a Quote

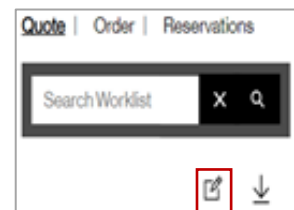
Option 1: From **Shop**



Option 2: From **Quick Links**



Option 3: From **Quote Worklist**



OWS Quote Configuration

- Select Product Name: **Wavelength Solutions**
- Select Product Offering: **Metro/Regional Wave (OWS)**
- Choose **Company Name** from the dropdown
- Modify **Group Name** if needed, (minimum of 4 characters max of 12)
- Modify Term(s): (default is three years)

Quote Configuration

Product Name *	Product Offering *	Company *
Wavelength Solutions 1	Metro/Regional Wave (OWS) 2	VERIZON 3
Group Name *	Term (in Years):*	
ATT101708411 4	<input type="checkbox"/> 1 <input type="checkbox"/> 2 <input checked="" type="checkbox"/> 3 <input type="checkbox"/> 5 5	



Metro/Regional Wave (OWS) Quote Job Aid



Customize a solution to deliver private data over a fully managed, point-to-point circuit on an advanced optical network.

OWS Quote Configuration (continued)

1. Enter **From Location** (green check mark indicates the address validation was successful)
 2. Select **OE Termination Type** (as applicable)
 3. Enter **To Location** (green check mark indicates the address validation was successful)
 4. Select **OE Termination Type** (as applicable)
 5. Enter **Speed**
 6. Click **+** to include **Additional Features** on the **From** and **To** Location: TSP|Optical Extension
- Click **Get Pricing**

Note: Save can be used to retain your data entries to come back at a later time to complete or price.

Field Definitions

- **OE/Yes** - Optical Extension
- **OE/No** - OWS
- **POP** - a physical location (like a data center or a designated part of a building) where equipment like servers, routers, and switches are housed to facilitate data transmission and internet access
- **Customer premise** - refers to the physical location where a customer's networking and telecommunications equipment is installed, such as a home or business, and connects to the service provider's network
- **Colocation** - (often shortened to "colo") refers to renting space within a data center or telecommunications facility to house a customer's own servers, storage, and networking equipment

Quote Configuration Functions

Upload- Upload or access address or generic templates

Colocation Override- Modify access type to reflect **On Net Pricing** (when applicable)

Delete- Removes one or more rows

Copy- Copies one or more rows

Add- Adds one row at a time



Metro/Regional Wave (OWS) Quote Job Aid



Customize a solution to deliver private data over a fully managed, point-to-point circuit on an advanced optical network.

Quote Summary

Review Pricing:

1. Click on **Quote Name** to view pricing
2. Hover over **MRC/NRC** to review a breakdown of the price (if needed)
3. Expiration date (Note: **Wave quotes are valid for 180 days from the creation date**)
4. Click **Accept** to acknowledge the budgetary quote
5. Click **Submit Quote**
6. Choose the **Order Assignee** (if desired)
7. Click **Submit** (this action moves the submitted quote to the Order Worklist to be worked on at a later time) or
8. Click **Start Order** (this action allows you to immediately begin working on the order)

The screenshot shows the Quote Summary interface. At the top, there are buttons: Download, Refresh, Accept, Edit Group, Delete, Submit, and PDF. Below these is a table with columns: Quote ID, From Location, To Location, Speed, Pricing ID, Term, MRC, NRC, Status, and Expires. A red box highlights the 'Pricing ID' column, which contains the value 'STANDARD'. A red circle with the number 1 points to the 'Download' button. A red circle with the number 2 points to the 'Accept' button. A red circle with the number 3 points to the 'Expires' column. A red circle with the number 4 points to the 'Accept' button in a modal dialog. A red circle with the number 5 points to the 'Submit' button. A red circle with the number 6 points to the 'Assign to Order' dropdown menu. A red circle with the number 7 points to the 'Submit' button in a modal dialog. A red circle with the number 8 points to the 'Start Order' button in a modal dialog.

Quote ID	From Location	To Location	Speed	Pricing ID	Term	MRC	NRC	Status	Expires
ATT830705977-001	238 FORSGATE DR,	253 PASSAIC	10 Gbps	STANDARD	3 Years	\$0.00	\$0.00	Working	08-13-2025

Quote Summary Functions

1. Use **Download** to access quote/pricing CSV file
2. Click **Refresh** to reload the page
3. Choose **Accept** to agree to the price quote
4. Click **Edit Group**:
 - Edit or Modify quotes in an Open or Error status
5. Click **Delete** to remove one, several or all quotes
6. Click **Submit** to submit the quote to order
7. Click **PDF** to generate a PDF document for each quote (one at a time)

The screenshot shows the top navigation bar of the Quote Summary interface. It includes buttons: Download, Refresh, Accept, Edit Group, Delete, Submit, and PDF. Red circles with numbers 1 through 7 point to these buttons respectively.

Quoting Tips

1. Wave quotes are valid for 180 days from the creation date
2. A quote must be submitted to order for it to be converted to an order
3. Quotes in Submitted, Pricing Requested or Pricing Review status cannot be edited
4. In order to generate an additional quote, add a new row to the group and populate the requested information
5. Co-location addresses will default to Off Net pricing (Co-location override must be initiated during the quote journey)
6. From the Quote Summary page, the group quote information can be downloaded into a csv file
7. You can manually add up to 250 addresses