



Wavelength Service National Quote Job Aid



Formerly known as US Wavelength Non-Optimized
Customize a solution to deliver private data over a fully managed, point-to-point
circuit on an advanced optical network.

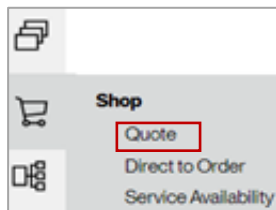
Things to Know

- The existing contract ID field is being renamed to Pricing ID. This field indicates whether the pricing is standard contractual or promotional. It is not specific to promotions. When a promotion drives the pricing, it will contain the value of the Promo, but it does not just indicate pricing related to promotions.
- An additional value of "New" will be available in the Pricing ID field. Selecting the value of "New" enables a quote to be created without an existing contract. Existing contract IDs will continue to appear as selections in the Pricing ID drop down as applicable.

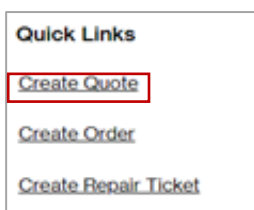
Getting Started

There are **three** ways to create a Quote

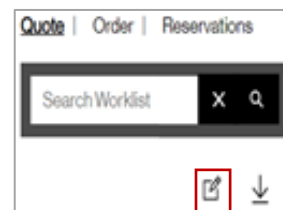
Option 1: From **Shop**



Option 2: From **Quick Links**



Option 3: From **Quote Worklist**





Wavelength Service National Quote Job Aid

Formerly known as US Wavelength Non-Optimized
Customize a solution to deliver private data over a fully managed, point-to-point
circuit on an advanced optical network.

Quote Configuration

1. Select Product Name: **Wavelength Solutions**
2. Select Product Offering: **Wavelength Service National**
3. Choose **Company Name** from the drop down
4. Retain or modify **Group Name** if needed (minimum of 4 characters maximum of 12)
5. Select **Term** (default is product specific and varies based on product)

Quote Configuration

Product Name *	Product Offering*	Company *
Wavelength Solutions	Wavelength Service National	
Group Name*	Term (in Years):*	
VER445388881	<input type="checkbox"/> 1 <input type="checkbox"/> 2 <input checked="" type="checkbox"/> 3 <input type="checkbox"/> 4 <input type="checkbox"/> 5	

1. Enter the **From and To Location(s)** in the type ahead field, select the address from the drop down (green check mark indicates the address validation was successful)
2. The **From and To Access Type** determines if the services will be provisioned On Net (Verizon) or Off Net (Third Party provider) based on the address entered
3. The **From and To Termination Type** default may be set to NA
4. Enter **Speed**
5. Click + to add the **From & To Additional Features** (if desired)

Click **Get Pricing** (Submission Message: Your request has been accepted and is currently being processed)

No.	From Location*	Access Type	OE/Termination Type*	To Location*	Access Type	OE/Termination Type*	Speed*	From Additional Features	To Additional Features
1	10850 Orange St. X	Verizon	NA	800 SHOPE X	Verizon	NA	10 G X	+	+

Save Get Pricing

Additional Features:
☐ Colocation Override
☐ Protected
☐ Telecom Service Priority

Quote Configuration Functions

Upload- Upload or access Address and Generic templates

Delete- Remove one or more rows

Copy- Copy one or more rows

Add- Add one row at a time



Wavelength Service National Quote Job Aid



Formerly known as US Wavelength Non-Optimized
Customize a solution to deliver private data over a fully managed, point-to-point circuit on an advanced optical network.

Quote Summary

Review Pricing:

1. Hover over **MRC/NRC** to review a breakdown of the price (if needed)
2. Click the **checkbox** to select the Price Quote
3. Expiration date (Note: **Wave quotes are valid for 180 days from the creation date**)
4. Click **Accept** to acknowledge the budgetary quote
5. Click **Submit Quote**
6. Choose the **Order Assignee** (if desired)
7. Click **Submit** (this action moves the submitted quote to the Order Worklist to be worked on at a later time) or
8. Click **Start Order** (this action allows you to immediately begin working on the order)

Please Note:

- **Standard pricing will NOT be displayed on every scenario.** Some quotes will obtain pricing while others will be displayed with a TBD indicator (Please engage the account team on all TBD scenarios).
- When a quote is listed as **Access Type NQ**, it means it is not qualified and needs to be sent to PCM for customized pricing

Download						Refresh	Accept	Edit Group	Delete	Submit	PDF
<input type="checkbox"/>	Quote ID	From Location	From Access Type	To Location	To Access Type	Speed	Term	MRC	NRC	Status	Expires
<input type="checkbox"/>	WAVEONOPT70-001	18650 Orange St.	On-Net(Type 1)	800 S HOPE ST	On-Net(Type 1)	10 Gbps	3 Years	\$104000	\$000	Open	08-13-2025

You are acknowledging that this quote is budgetary and may not include pricing associated with transport, special construction or other features that may apply to the quoted service.

Accept

Close

Are you sure you want to submit this quote?

- By submitting this quote, you are moving it to your order work queue for further processing.
- This quote expires in 180 days and will no longer be available for ordering after the expiration date.
- You are acknowledging that this quote is budgetary and may not include pricing associated with transport, special construction or other features that may apply to the quoted service.

Assign to Order:

Cancel

Submit

Start Order

1. Use **Download** to access the Bulk Address and Generic validation templates
2. Click **Refresh** to reload the page
3. Choose **Accept** to agree to the Price Quote
4. Click **Edit Group** to:
 - Edit or Modify quotes in an Open or Error status
5. Click **Delete** to remove one, several or all quotes
6. Click **Submit** to process and submit the Quote
7. Click **PDF** to generate a PDF document for one quote at a time

Quoting Tips

1. Wave quotes are valid for 180 days from the creation date
2. A quote must be submitted to order for it to be converted to an order
3. Quotes in Submitted, Pricing Requested or Pricing Review status cannot be edited
4. In order to generate an additional quote, add a new row to the group and populate the requested information
5. Co-location addresses will default to Off Net pricing (Co-location override must be selected via Additional Features during the quote journey)
6. From the Quote Summary page, the group quote information can be downloaded into a csv file
7. You can manually add up to 250 locations