


Verizon Business Internet Gateway

Plug-and-Play guide for wireless business internet



Here’s what you need to know

The Verizon Business Internet Gateway has business-grade security features—such as IP Passthrough, Static IP, remote management and Firewall among others—which makes it an ideal solution built for business.

The Internet Gateway is a self-install device and compatible with LTE Business Internet and select 5G Business Internet C-Band plans where available.

Meet the Verizon Business Internet Gateway

An LTE- and 5G-capable, plug-and-play router designed with business in mind.

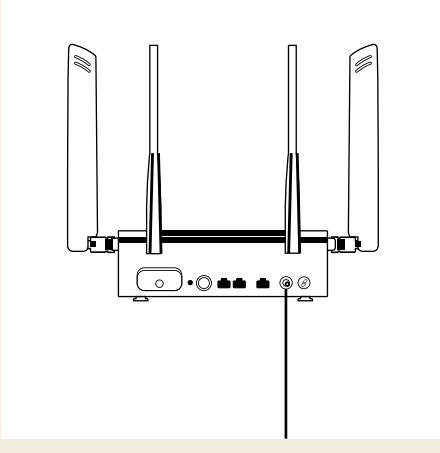


How the Internet Gateway works:

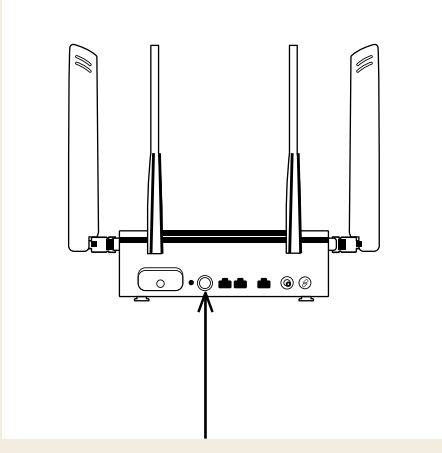
[Click here to see the guide](#)



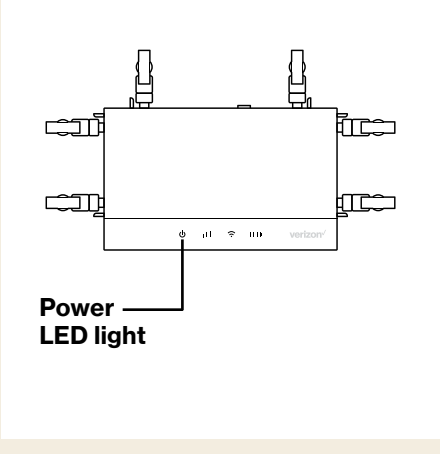
Take the Internet Gateway out of the box.



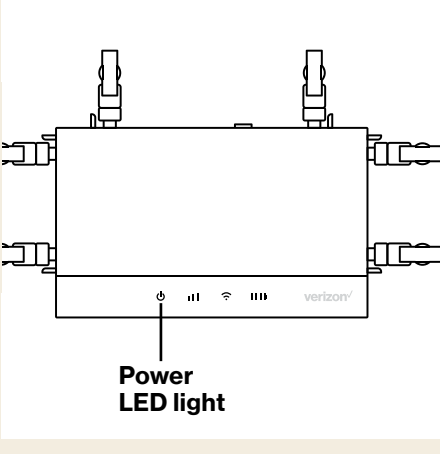
Connect the power supply to the port in the back. Then plug the Internet Gateway into an outlet.



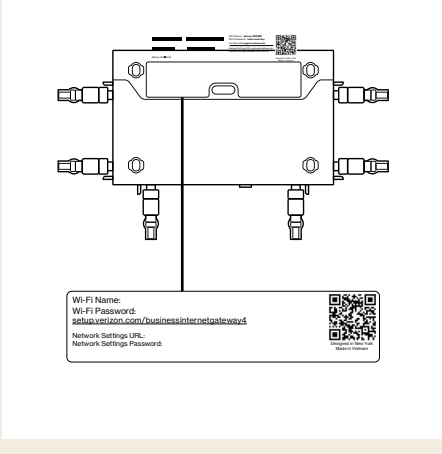
Press the power button to turn on the Internet Gateway.



The power LED light will start to blink, showing that it is connected to power and trying to establish a connection.



Once the power LED light turns solid white, the Gateway is connected to the internet.



Scan QR code to connect to Wi-Fi. You can now connect your devices and get to work.

Connect your PC or laptop to the gateway either by Wi-Fi or included ethernet cable. Log into this device's Management GUI by directing your browser to 192.168.0.1 to customize settings like changing the Wi-Fi name and password, configure IP Passthrough, and more. See additional detailed instructions at [setup.verizon.com/businessinternetgateway4](#).

Going forward, these settings can be adjusted and monitored in the Verizon Business Internet Portal where you can see all the routers on your account: [verizon.com/businessinternetportal](#).

Need help?

Check out the Support Pages ([setup.verizon.com/businessinternetgateway4](#)).

Or call us at 1-800-922-0204 (when you call, please reference the line number you received with your order confirmation email or the IMEI number on the bottom of your router).

Why Verizon’s Wireless Business Internet with Business Internet Gateway router



Simple plug-and-play design

Say goodbye to install concerns and landlord approvals with this simple plug & play solution. The Internet Gateway router is built for business with simplicity in mind.



Fast deployment

You can get connected in no time with our plug & play business internet router. Once you receive your router, you can get connected quickly - with minimal disruption to your business. Plug it in and get to work –it’s that easy.



Multiple connectivity options

The Internet Gateway supports the latest Wi-Fi 7 standards to allow businesses to connect multiple devices to maximize flexibility and speed to meet business needs.

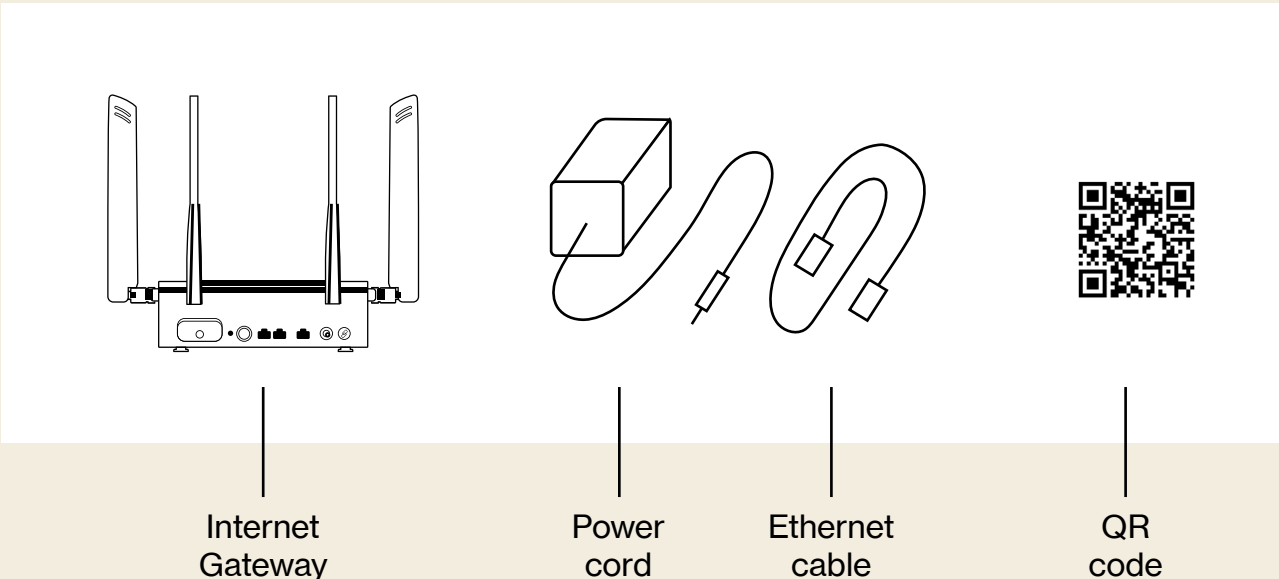


Verizon Internet Business Portal

The Verizon Business Internet Portal gives you the the ability to remotely manage your Business Internet Gateway router(s) as well as allowing you to see additional routers connected to your account.

Device specifications

Wi-Fi	Wi-Fi (2.4/5GHz) up to 256 users
Bluetooth	No
Processor	Filologic 680
Memory/Storage	2GB (RAM) 32 GB (Flash)
Width	7.5 in
Height	2.4 in (without included paddle antennas)
Depth	4.5 in
Weight	2 lbs. 15.9 oz (with included paddle antennas)
Color	Black
LTE Category	Cat-19
Ethernet-802.3	LAN (2) WAN (1 PoE)
IP Passthrough	Yes
Coverage	2,200 square foot range
Battery	9,800mAh



SKU/UPC:	XC46BE/850030912152
Bulk SIM SKU:	BULKSIM5G-SA-MP-A
CLNR SKU:	CLNRARCXC46BE

