

Cisco Webex Meetings

Start and Join a Meeting

Join your meeting, event, training, or support session easily from multiple platforms. Just click the Join link and get going.

Start and Join a Meeting

Windows and Mac

Start a Meeting

If you're hosting the meeting, at the scheduled time, log in to your organization's Cisco Webex Meetings site. In Modern View, your upcoming meetings list is shown in the Upcoming Meetings tile located in the lower part of your screen. Locate your meeting and select Start to begin.



To start a meeting in Classic View, go to My Webex > My Meetings, locate your meeting, and select Start.

Join a Meeting From an Email

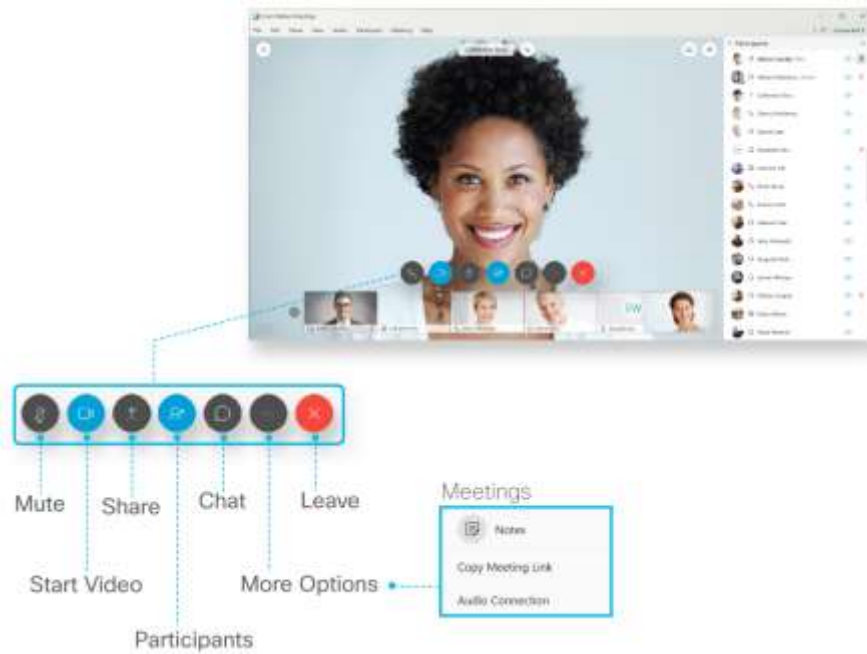
If someone invited you to Webex meeting, you'll receive an invite with instructions. Select the Join Meeting link in the email.

You might be asked to enter a meeting password. You can find the password in your meeting invitation.

Join a Meeting From My Meetings List

Log in to your organization's Webex Meetings site. Select Join from the Upcoming Meetings tile in the lower part of your screen.

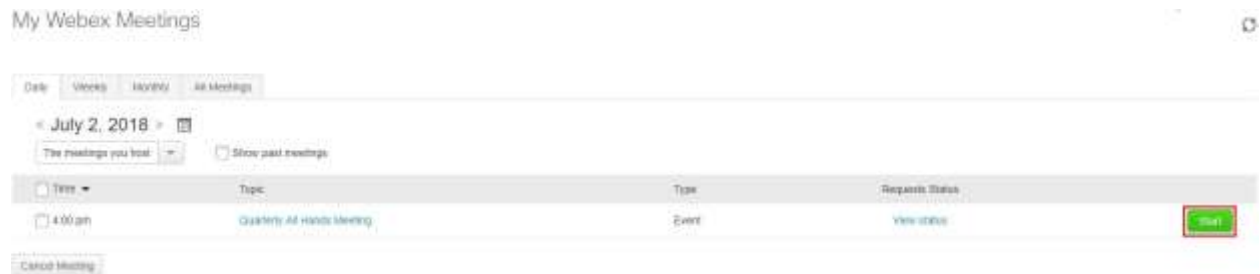
The Webex Meetings user interface is simple. The meeting options are in the center.



Start and Join an Event

Start an Event

If you're hosting the event, at the scheduled time, log in to your organization's Cisco Webex Events site. Go to My Webex > My Meetings, locate your event, and select Start.



Join an Event

When you were invited to a Webex event, you received an email with instructions. Just click the link to join the event. Under Join Event Now, enter your name and email address, and then click Join Now.



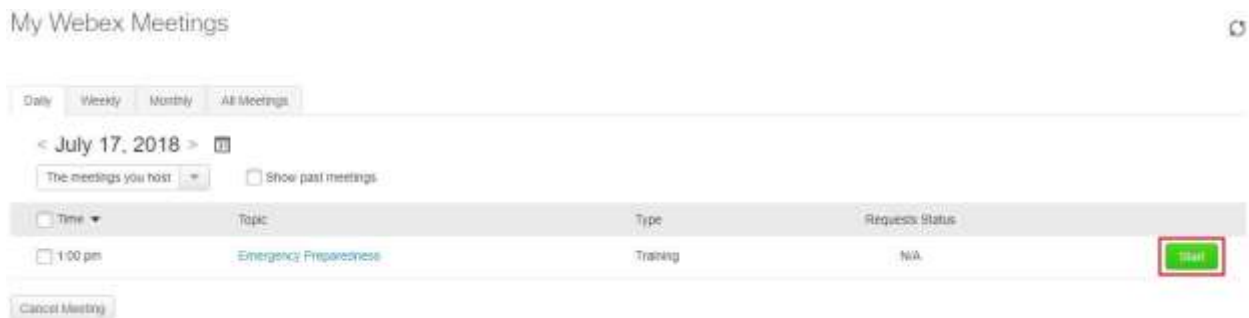
You might be asked to enter an event password. You can find the password in your event invitation.

The Webex Events user interface is simple. Event options are in the center.

Start and Join a Training Session

Start a Training Session

If you're the host, at the scheduled time, log in to your organization's WebEx Training Center site. Go to My WebEx > My Meetings, locate your training session, and select Start.



Join a Training Session

When you were invited to a training session, you received an email with instructions. Just click the link to join the session. Under Join Session Now, enter your name and email address, and then click Join Now.

You might be asked to enter a session password. You can find this in your training session invitation.

The WebEx Training Center user interface is simple. Training session options in the center and participants and other panels on the right.

