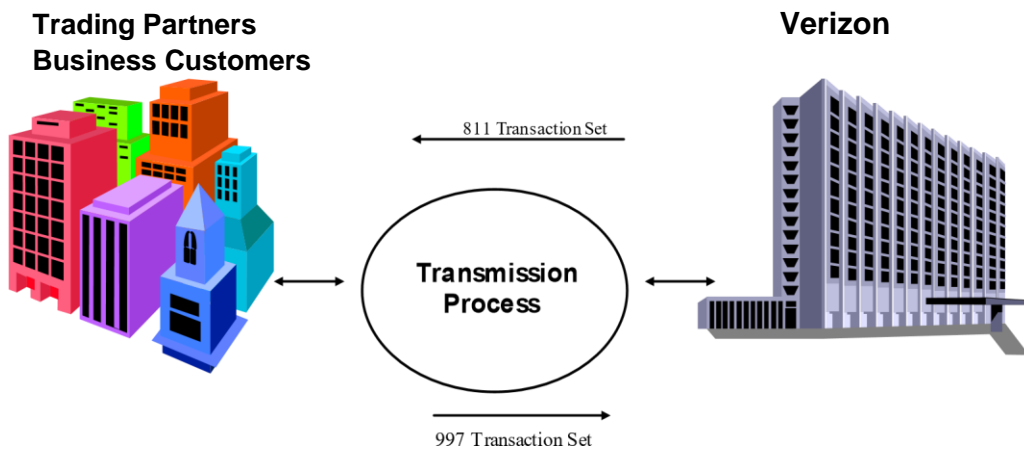




EDI Billing Implementation Guide

811 Transaction Set

EDI 811 Invoices from Verizon





Disclaimers

March 2022 **Verizon 811 Guide – v22.1** This document and the information contained within are provided by Verizon¹ subject to the limitations of liability and other terms of its related service agreement(s) and without warranty of any kind. Further and without limitation, Verizon and its affiliated companies disclaim all warranties, express or implied, including without limitation, warranties of fitness for a particular purpose, against infringement, or merchantability. In addition to and without limitation of any other limitation of liability of Verizon or its affiliated companies set forth in an applicable tariff or elsewhere, in no event shall Verizon or its affiliated companies, or their agents or suppliers, be liable under contract, warranty, tort, or any other legal theory, for any incidental, consequential, punitive, special or indirect damages arising from or relating to this document or its contents, even if advised of the possibility of such damages.

Confidentiality

This document and the information contained within represent proprietary information of Verizon or its affiliated companies and suppliers. No use, reproduction or disclosure is permitted except as expressly authorized in an applicable tariff of, or written agreement with, Verizon or its affiliated companies.

Trading Partner Information

Verizon bills customers for services provided by Verizon and other service providers on a monthly basis (except as otherwise agreed). There is no connection between Verizon and other, non-affiliated service providers.

Residential customer accounts should refer disputes or discrepancies to your business office/service representative [or consult the *Rights and Responsibilities* section of your local telephone book for information](#)

© 2022 Verizon. All Rights Reserved.

The Verizon names and logos and all other names, logos and slogans identifying Verizon's products and services are trademarks and service marks or registered trademarks and service marks of Verizon Trademark Services LLC or its affiliates in the United States and/or other countries. All other trademarks and service marks are the property of their respective owners

¹ "Verizon" refers to the Verizon entities that provide the services to which the EDI and other billing-related services addressed in this document apply.

Contents

Confidentiality	2
Trading Partner Information	2
1.1 Overview	3
1.2 Purpose of Guide	3
1.3 Scope and Applicability	4
1.4 Document Contact Information	4
1.5 Implementation Considerations.....	4
1.6 Modes of Operation.....	5
1.7 Recovery Procedures.....	5
1.8 How to use the EDI Billing Implementation Guide	5
2. Telecommunications Billing Overview.....	7
2.1 Verizon’s Business Model	7
2.2 Verizon Bill Presentation	8
2.3 Formats of Bills Provided.....	10
2.4 Structure of the 811	12
2.5 Use of the 820	13
2.6 Information to Have When Contacting Verizon	13
2.7 Data Element Separator, Segment Terminator and Component Element Separator	13
2.8 ASC x12 Extended Character Set	14
3. Envelope Control Structure	15
3.1 Interchange Envelope.....	15
3.2 Functional Group Envelope	16
3.3 Transaction Set Envelope	18
4. Understanding Hierarchical Levels (HL)	19
5. Verizon’s Use of the EDI 811 Hierarchical Levels (HL)	22
6. Heading Section of the EDI 811	24
7. Detail Section of the EDI 811	28
7.1.1 HL1 – Service Provider	28
7.1.2 HL2 – Sub-Account Charges on the Master Account’s Bill	33
7.1.3 HL3 – Location / Account	35
7.1.4 HL4 – Type of Charge – IT1	39
7.2.1 HL5 – Circuit, Switch Board and/or Centrex	41
7.2.2 HL6 – Circuit Component, Customer Reference Number, Vendor Order Number, Service Number and/or BAC.)	46

7.2.3	HL7 – Earning Number, WTN, Billing Number, Calling Card, Conference and/or other Billing Information.	50
7.2.4	SV~0110: Recurring	53
7.2.5	SV~0200: Monthly Service Charge	53
7.2.5.1	Centrex Addendum to SV~0200 (IT107 = 0200 and (SLN10 = 220 or 225))	63
7.2.6	SV~0305: Service and Equipment Information	67
7.2.7	SV~0400: Other Charges & Credits /Additions & Changes	67
7.2.8.1	WATS Addendum to SV~0500 (IT107 = 0500, SLN10 = 1000)	83
7.2.8.2	ISDN Addendum to SV~0500 (IT107 = 0500, SLN10 = 1420)	88
7.2.8.3	CLASS Addendum to SV~0500 (IT107 = 0500, SLN10 = 1615)	93
7.2.8.4	Extended Area Addendum to SV~0500 (IT107 = 0500, SLN10 = 1830)	99
7.2.8.5	Conferencing Charges under SV~0500	100
7.2.9	SV~0510: Interexchange Carrier Invoice Billing	126
7.2.10	SV~0600: Directory Advertising	130
7.2.11	SV~0700: Usage	133
7.2.12	SV~0705: Measured Service	140
7.2.13	SV~0710: Message Rate Service	146
7.2.14	SV:0715: CABS Usage	150
7.2.15	SV~0800: Optional Call Plan / Discount Plan	155
7.2.16	SV~0900: Directory Assistance	160
7.2.17	SV~1000: WATS	166
7.2.18	SV~1400: Other Voice Service	171
7.2.19	SV~1420: ISDN Service	176
7.2.20	SV~1600: Non-Voice Service	180
7.2.21	SV~1605: Packet Switching	183
7.2.22	SV~1740: Miscellaneous	185
7.2.23	SV~1820: Voice Mail	186
7.2.24	SV~1830: Extended Area	190
7.2.25	SV~2600: Late Payment Charges	192
7.3	Summary/Consolidated Billing	197
7.3.1	expressTRAK (Decommissioned) Summary Billing	197
7.3.2	CBSS (Decommissioned) Summary Billing	198
7.3.3	CRIS (Decommissioned) Summary Billing	200
7.3.4	IX Plus Summary Billing	201
7.3.4.1	IX Plus Master Account with Full Financial Responsibility	201
	“1 : FULL FINANCIAL RESP”	202

“2 : PART FINANCIAL RESP”	204
7.3.5 Vision V5 Summary Billing	213
7.3.6 LEC NPD (Decommissioned) Accounts billed via Vision V5 Summary Billing	214
7.3.7 LEC North (NE/NY) (Decommissioned) Accounts billed via Vision V5 Summary Billing 215	
7.3.8 LEC MVD (MD, VA or DC) (Decommissioned) Accounts billed via Vision V5 Summary Billing 215	
7.3.9 Former NBBE/EA (Decommissioned) Accounts billed via Vision V5 Summary Billing 215	
8. Summary Section of the EDI 811	219
9. Auditing the EDI 811	224
9.1 Determining Segment Amount	224
9.1.1 Detail Section:	224
9.1.2 Summary Section:	225
9.2 Auditing the Detail Section	225
9.2.1 8.2.1 Balancing the SLN Segment Amount	225
9.2.2 Balancing the IT1 Segment Amount	226
9.2.3 Balancing the TDS Segment Amount	226
9.3 Auditing the Summary Section	227

Introduction

1.1 Overview

Verizon provides Electronic Data Interchange (EDI) and Electronic Funds Transfer capabilities for telephone billing invoices. Verizon uses the Consolidated Services Invoice/Statement, 811 Transaction Set as developed by ASC (Accredited Standards Committee) X12 with the assistance of the Alliance for Telecommunications Industry Solutions (ATIS)-sponsored Ordering and Billing Forum (OBF) EDI Telecommunications Billing (ETB) which was formerly called TCIF.

Verizon is a member of OBF. This customer guide adheres wherever possible to the EDI Guidelines as set forth by that organization. However, it may be necessary to deviate from those guidelines in order to present specific charges. Verizon will continue to work with the EDI Telecommunications Billing (ETB) committee to provide an industry-consistent version of the 811 Transaction Set.

1.2 Purpose of Guide

This document, the Verizon EDI Billing Implementation Guide, provides an overview of Verizon' EDI billing processes. It serves as a “guide” in assisting trading partners with implementation and operation of the 811 Telephone Billing Transaction Set with Verizon.

The EDI 811 is available at no additional charge to customers. The EDI 811 files are delivered as an electronic transmission. The official copy of the invoice remains the paper invoice and/or the PDF version available to you via the Verizon Enterprise Center

The purpose of this guide is to provide trading partners with a standardized definition of the information Verizon provides on the 811 Telephone Bill.

It is intended to serve as a means of achieving consistency in implementation as well as in documenting the EDI capabilities of Verizon's telephone billing systems. This EDI Billing Implementation Guide is specific to Verizon use of the 811 Transaction Set and provides information about the structure and values associated with a Verizon bills.

Verizon has many billing systems. We provide one EDI 811 format/structure for these bills. However, each of the billing systems have their own peculiarities that cause the data content within the Verizon standard EDI 811 structure to vary. Because of the uniqueness of each billing system, Verizon identifies the originating billing system via the sender DUNS number and via a REF~06 in position 050 of the header.

This guide should be used in conjunction with the ASC X12 Version 4 Release 1 standards and the OBF/ETB EDI Guidelines - Telecommunications Billing Issue 9, Revision 4. Use both the ASC X12 and the OBF/ETB as a reference for general questions about the 811 Transaction Set. A comprehensive list of segments, data elements, and element values used by Verizon is provided in Appendix A of this guide.

NOTE: Normal and customary updates to OBF/ETB Section 10.4 Telecommunications Additional Code Lists, are done (completed) quarterly. Verizon can implement value additions or changes immediately after approval (publication or issuance). Trading Partners need to be familiar with these quarterly updates and be prepared to accept the changes.

1.3 Scope and Applicability

Verizon has produced this EDI Billing Implementation Guide for use by their EDI trading partners and is responsible for its content. This guide contains the information necessary for EDI implementation related to billing of telecommunication services with Verizon.

1.4 Document Contact Information

Comments or questions about this guide as well as technical questions about the EDI interface, EDI transmissions or Electronic Funds Transfer may be sent in an email to EDI-Implementation@verizon.com.

OBF/ETB *EDI Guidelines - Telecommunications Billing Issue 9, Revision 4* may be obtained by calling the Alliance for Telecommunications Industry Solutions (ATIS) at 202-628-6380 and are available on the Internet within the Electronic Telephone Billing home page at <http://www.atis.org>.

ASC X12 forms and documents may be obtained from Data Interchange Standards Association, Inc. (DISA) by calling (703) 970-4480 or through the home page at <http://www.disa.org>.

1.5 Implementation Considerations

When a customer is ready to receive telephone billing transaction sets, Verizon will discuss a pilot program plan and develop a schedule for test transmissions. This is necessary to maintain system integrity and avoid any misunderstandings when implementing telephone billing. The pilot program will

allow Verizon to test in-house system capability to meet the customer's telephone billing requirements, our EDI translation placement of the standards information and the negotiated method of transmission. Our trading partners will be able to test their method of transmission, their translation interface and their in-house system's ability to handle the telephone billing information. This guide will help clarify the data presentation by identifying where the telephone billing information will be placed in the 811 transaction set so that trading partners are able to prepare for the testing and implementation.

1.6 Modes of Operation

Verizon is prepared to begin telephone billing pilot programs with trading partners using the 811 transaction set as described in this customer guide. A pilot program sets time frames for testing in a parallel mode until our trading partners verify the EDI transmission and the ability of their systems to process the telephone bill. A parallel mode means that hard copy paper bills are sent in the normal production mode while EDI test transmissions are received. Once a consistent processing environment has been attained, Verizon will set up an implementation date for a cutover to a production mode.

1.7 Recovery Procedures

Verizon endeavors to provide an accurate and responsive EDI environment but occasionally errors may occur or data maybe lost or destroyed. Each trading partner should be prepared for and capable of reproducing any electronic transmission and/or providing backup paper documents within a reasonable time in order to fulfill business requirements.

Requests for assistance with EDI or the eFTP data communications application may also be addressed to Verizon Enterprise Center Support by calling toll free: 1-800-569-8799 or sending an email to vecsupport@verizon.com.

Your Verizon account team, Sales or Service representative, remains your resource for resolution or obtaining appropriate resources.

Verizon **requires** a 997 Functional Acknowledgment for each telephone billing transmission, as indicated in the ISA segment (ISA14) of the EDI transmission envelope. This is our standard operating procedure, which helps to track transmissions and verify receipt.

1.8 How to use the EDI Billing Implementation Guide

Verizon's EDI Billing Implementation Guide is divided into several sections.

Section 1, Introduction, gives an overview of Verizon perspective, addresses some business issues and provides a description of this guide.

Section 2, Telephone Billing Overview explains the formats and types of Verizon telephone bills and provides the structure of the 811.

Section 3, Transaction Set Conventions contains the envelope requirements and control structure, the 811 transaction set which includes the segment listings and all of the data segments and data elements used by Verizon.

Section 4, Understanding Hierarchical Levels contains the structure and outlines the dependencies of hierarchical levels of telephone billing information provided in the Detail Area of the 811 transaction set. Section 4 provides a hierarchical level chart for the nine billing levels and the information found on each level.

Section 5, Heading Section provides a table of segments depicting the structure of the heading section of the 811. After the structure table a sample mapping for the heading section is displayed with an explanation of each segment.

Section 6, Detail Section provides a sample mapping and explanation of each segment for the respective Hierarchical Levels/services. Section 6 contains three sub-sections:

6.1 High-Level (HL1 through HL4): Provides a table of segments depicting the structure of the 811 detail portion for Hierarchical Levels 1 - 4.

6.2 Detail-Level (HL5 through HL9): Provides an overview of Hierarchical Levels 5 - 7 and sample mapping and explanation for specific services depicting the use of hierarchical levels 5 - 9.

6.3 Summary/Consolidated Billing: Provides a table of segments depicting the structure of the Summary/Consolidated billing 811. After the structure table a sample mapping is displayed and is followed with an explanation of each segment.

Section 7, Summary Area provides a table of segments depicting the structure of the summary section of the 811. After the structure table a sample mapping for the summary section is displayed and is followed with an explanation of each segment.

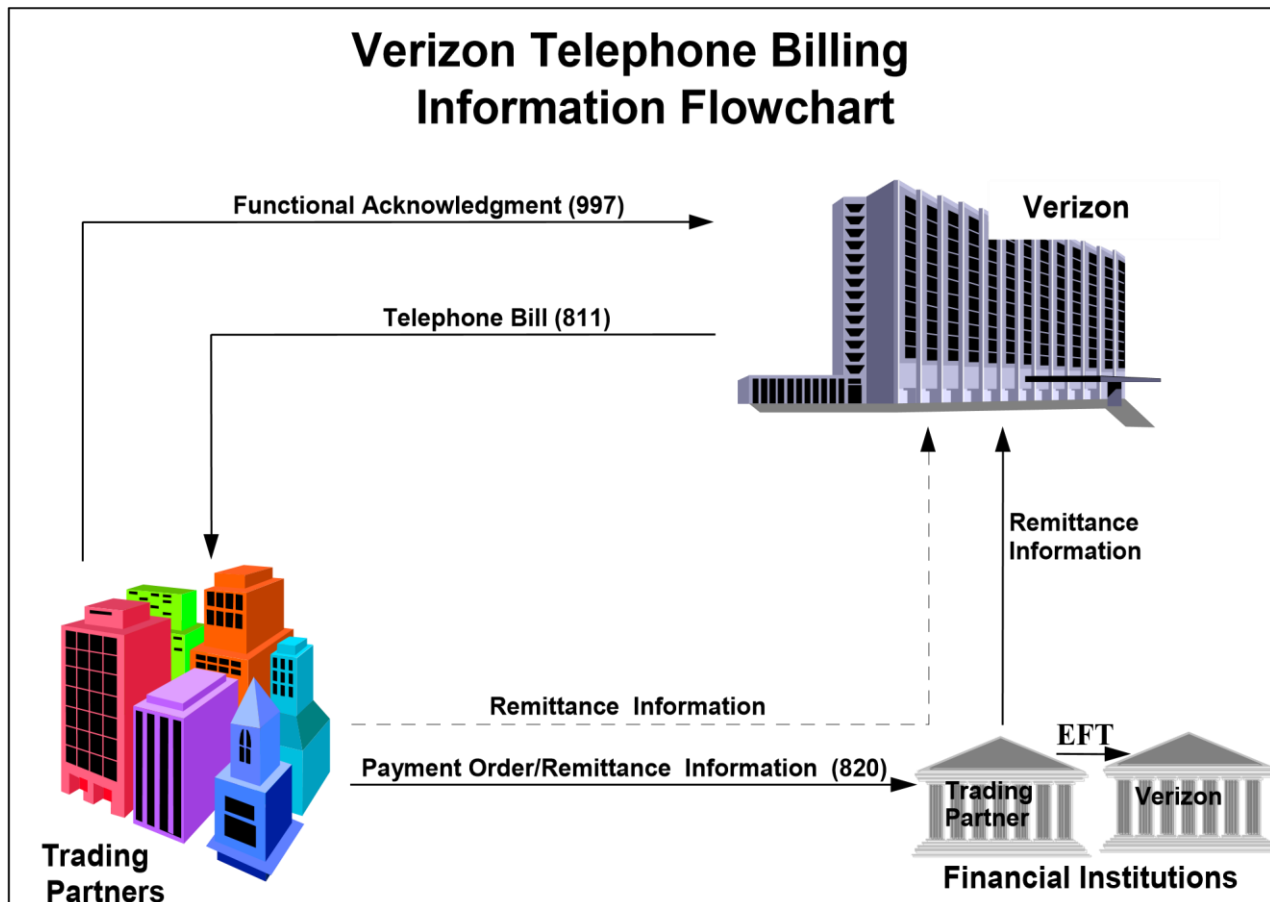
Section 8, Auditing the 811 Transaction Set explains the “summing rules” and how to balance supporting detail charges to the appropriate summary level charge.

Appendix A, Detailed Segment and Data Element provides definitions and usage rules.

2. Telecommunications Billing Overview

2.1 Verizon's Business Model

The business model diagram below shows the transaction flow between Verizon and their trading partners (TP) for telecommunications billing information.



- A telecommunications bill, 811 transaction set, is initiated by Verizon and sent to the trading partner.
- The trading partner receives the 811 transaction set, verifies the transmission's syntax and control structure information and sends a functional acknowledgment (997) to Verizon.
- Trading partner processes the 811 transaction set, verifies the information and approves for payment. A payment order/remittance advice (820) may be generated and sent to the trading partner's bank.
- The trading partner's bank renders payment to Verizon's bank by Electronic Funds Transfer (EFT) and forwards the remittance advice to Verizon.

- Alternate methods of payment include:
 - Payment order may be sent to the trading partner's bank and the remittance advice may be transmitted to Verizon Accounts Receivable.
 - Paper check may be sent directly to Verizon with paper remittance advice.
 - Online payment through a variety of options may be managed through the Verizon Customer Center portal.

2.2 Verizon Bill Presentation

Verizon provides one implementation for the 811 transaction set across the entire national footprint. However, the data presented in the 811 transaction set can vary by the different billing systems. It is important to be aware of these various systems. For example, to identify billed products some billing systems use USOCs, others Product Elements, POEs, and others ISOCs (similar to USOCs). Verizon also uses ANSI X12 Special Charge or Alliance Codes in the EDI 811 to assist with categorization of charges. A complete list of codes is available from the X12 Standards Guide. While Verizon is in the process of collapsing the number of billing systems used, the different supported billing systems today are:

- **CABS** - Carrier Access Billing.
- **CBSS (Decommissioned)** - Local Exchange Carrier (LEC) billing for former GTE footprint (AZ, CA, FL, ID, IL, IN, KY, MI, MO, NC, NJ, NV, NY, OH, OR, PA, SC, TX, VA, VC, WA and WI).
- **CRIS (Decommissioned)** - Local Exchange Carrier (LEC) billing for Connecticut, Delaware, Maine, Massachusetts, New Hampshire, New Jersey, New York, Pennsylvania, Rhode Island and Vermont.
- **expressTRAK (Decommissioned)** - Local Exchange Carrier (LEC) billing for District of Columbia, Maryland, Virginia and West Virginia.
- **GCS** – the GCS billing system is composed of following billing subsystems:
 - **GCS (Cycle 1 - 4)** - International Private Line, Hyperstream, Mexico GDL, GBL, IPL Internet Service, VSAT ○ **Service Type** is presented in the NM1 loop at HL3.
 - **Circuit ID** is included in the Service Type and presented in NM1 loop at HL3. There is only one circuit per location.
 - **GCS (Cycle 5)** - Managed Services ○ **Service Type** is presented in the NM1 loop at HL3.
 - **GCS F&E (Cycle 8)** - International Frame Relay ○ **Service Type** is presented in the NM1 loop at HL3.
 - **GCS GIS (Cycle 9)** - Global Inbound Service - US ○ **Calls Details are not currently available on the VB811:** IT1 SV~0500 will not contain details
 - **GIS EMEA (Cycle 10)** - Global Inbound Service - Europe ○ **Calls Details are not currently available on the VB811:** IT1 SV~0500 will not contain details
 - **GIS ASIA PAC (Cycle 11)** - Global Inbound Service - Asia ○ **Calls Details are not currently available on the VB811:** IT1 SV~0500 will not contain details

- **ASIA PAC VOIP (Cycle 15 & 16)** - Direct Voice - Asia ○ **Calls Details are not currently available on the VB811:** IT1 SV~0500 will not contain details
 - **GCS (Cycle 30)** - International Private Line ○ **The circuit termination locations** is presented in the NM1 loop at HL3.
 - **Global Voice VPN (GVV) (Cycle 32)** - International Global Voice VPN billing system. (Global Outbound Service)
 - **GCS Mega (Cycle 36)** - Frame Relay
 - **Global Managed Mobility (Cycle 40)** - Global Managed Mobility
-
- **ICI Credit Notes** - Credit notes issued against previous invoices. Certain countries require that adjustments to a previous invoice be issued as a separate document.
 - ICI Credit Notes are only issued against Prime Biller (REF*06*MU) or Prime Biller Next Gen (REF*06*PO).
 - **ICI Debit Notes** - Debit notes issued against previous invoices. Certain countries require that adjustments to a previous invoice be issued as a separate document.
 - ICI Debit Notes are only issued against Prime Biller (REF*06*MU) or Prime Biller Next Gen (REF*06*PO).
 - **IX Plus** - Voice and integrated Billing including local, internet dial, audio conferencing, integrated frame relay, and integrated private line, etc.
 - **Mega Voice (Decommissioned)** - Conferencing (audio and net) billing.
 - **Millennium (Decommissioned)** - International audio and video conferencing.
 - **NBBE (Decommissioned)** - Billing for Verizon Long Distance.
 - **NCBS (IBRS)** - Integrated Billing & Reporting Solution, formerly known in former MCI as Vnet®, is a strategic billing platform that bills a wide range of integrated services including long distance, toll free, local, switch digital services (domestic and international), Internet dial with voice, conferencing (audio, video, net and document) private line, data services, security services and web/collation/managed hosting, etc.
 - **NCBS (Vision)** - Voice billing that includes long distance, local, switched digital services, conferencing, etc.
 - **Prime Biller** – International Billing

Notes:

1. Currently, the VB811 only processes Prime Biller standalone accounts. In a future release we plan to add Prime Biller Parent / Child accounts.
2. ICI Credit Notes & ICI Debit Notes can be issued against Prime Biller accounts. Customers that have Prime Biller accounts need to be prepared to receive VB811s

for ICI Credit Notes & ICI Debit Notes. Please ensure your communications and translator is setup to for ICI Credit Notes & ICI Debit GS02s.

- **Prime Biller Next Gen – US and International Billing**

Notes:

1. Currently, the VB811 only processes Prime Biller standalone accounts. In a future release we plan to add Prime Biller Parent / Child accounts.
 2. ICI Credit Notes & ICI Debit Notes can be issued against Prime Biller Next Gen accounts. Customers that have Prime Biller Next Gen accounts need to be prepared to receive VB811s for ICI Credit Notes & ICI Debit Notes. Please ensure your communications and translator is setup to for ICI Credit Notes & ICI Debit GS02s.
- **Prime Biller Wholesale (PBW) - Directional wholesale billing system that will replace WIN.**
 - **Prime Biller Extended Edition (PBEE) (formerly SingleView – Networx)**
 - **SSB - Customer Premise Equipment billing.**
 - **Vision V5 - Billing for Verizon Online, FiOS TV and FiOS Digital Voice**
 - **WIN – Wholesale Invoicing Network billing system.**

Types of Bills Provided: Billing accounts are provided in one of two arrangements (this is controlled by the billing system).

- **Stand-Alone Account Billing -** This billing arrangement produces one bill per account number.
- **Consolidated Billing Account -** This billing arrangement consolidates several single accounts under one CBA (master) account number and produces one Summary Master bill and supporting component bills. The CBA is the bill invoice and each single account is presented as a memo invoice. Examples are shown in the section “Consolidated 811”. Bill invoice versus memo invoice is further explained in Appendix A of this document under BIG07.

2.3 Formats of Bills Provided

Billing accounts are provided in one of four (4) formats:

2.3.1 Summary-Level Format

Includes the EDI 811 Heading Section, Summary Section, and Detail Section HL 1 (Service Provider) through HL 4 (Group). These levels provide the information needed to pay the bill. For

each service provider, total charge amount and a summary of charges by service type are presented. Supporting details for Levels 5 - 9 are not furnished with Summary Format. For summary billing arrangement, this format includes only the master-account and does NOT include the sub-accounts. This option is not available for IX Plus Summary Billing Accounts.

2.3.2 High-Level Format

Includes the EDI 811 Heading Section, Summary Section, and Detail Section HL 1 (Service Provider) through HL 4 (Group). These levels provide the information needed to pay the bill. For each service provider, total charge amount and a summary of charges by service type are presented. Supporting details for Levels 5 - 9 are not furnished with Summary Format. For summary billing arrangement, this format includes the master-account and sub-accounts.

2.3.3 Summarized Detail-Level Format

Includes the EDI 811 Heading Section, Summary Section, and Detail Section HL 1 (Service Provider) through HL 8 (Charge Detail). A summarization of charges is provided when details are not available. For summary billing arrangement, this format includes the master-account and subaccounts.

2.3.4 Summarized Detail-Level Format – Call Details

For call details, we create the HL8-level VB811 by sorting and summarizing the TCDs into SLNs at HL8. To do this we use the following SI pairs from the TCDs (and then show these same SI pairs on the SLN we create):

SI Pair used in Detail-Level Format

BA	Band
CE	Cellular Air Time Package Code
CT	Common Segment Hops
CZ	Cellular Usage Indicator
DS	Discount Planned Code
MC	Message or Rate Class
MT	Message Type
P0	Pricing Plan Type Indicator
R2	Call Routing Termination Code
RJ	Rate Zone for Taxing (Switch / Taxing Geo code)
RP	Rate Period Code
RS	Rate Schedule
RY	Local / Toll Indicator
SD	Settlement Code
SF	Service Feature -- Advanced Card Feature Codes:
SS	Service Sub-category Code
TE	Transmission Speed
TT	Transmission Type
ZC	Service Method Entry Code
ZD	Call Termination
ZE	Access Code for Conferencing.
ZF	Operator Assisted Code

If the call originates or terminates outside the US, we include the origination country in a SI Pair OL in the SLN loop and the termination country in the SI Pair TL in the SLN loop. The origination and/or termination country is used in the sorting and summarizing of the calls at HL8-level.

2.3.4.1 Summarized Detail-Level Format – Conference Call

For conferencing, we create the HL8-level VB811 by sorting and summarizing the conference caller charges by conference call. Note: we only summarize the SV*0500 usage.

2.3.5 Full Detail-Level Format

Includes the EDI 811 Heading Section, Summary Section, and Detail Section HL 1 (Service Provider) through HL 8 (Charge Detail) and/or HL 9 (Line Detail). A summarization of charges is provided when details are not available. For summary billing arrangement, this format includes the master-account and sub-accounts.

2.4 Structure of the 811

The 811 transaction set is divided into three tables that are the basic structure of most EDI transaction set standards. The three tables are:

Table 1, Heading Section provides information about the billing provider and the customer billed, the account billed, the nature and type of bill rendered. The Heading Section also contains billing terms and conditions and tax information applicable to the entire bill. There are no billing amounts in the Heading Section.

Table 2, Detail Section provides details of charges that appear on the current month's bill. These charges may include; monthly services, additions and changes (OC&C), optional calling plans, volume discount plans, long distance, other usage, taxes, surcharges and special allowances. The detail section is divided into 9 hierarchical levels.

Level 1 - Service Provider level, contains information about the actual company rendering the services. Since Verizon provides billing services for other carriers, it is common for one bill and/or account to have multiple service providers.

Level 2 - Billing Arrangement level, references information on the individual component bills (subaccounts) to the Master.

Level 3 - Sub-billing Arrangement level, is used to provide the location/account (Node ID) information.

Level 4 - Group level, contains summary charges for services billed.

Level 5 - Category level, is used to group details together by circuit number, Switch Board number and/or Centrex number.

Level 6 - Sub-category level, is used to group details together by circuit component number, Customer Reference Number, Vendor Order Number, Service Number and/or BAC.

Level 7 - Type level, is used to group details together by WTN, earning number, billing number, call card, conference or other sort breaks.

Level 8 - Charge Detail level, contains supporting details for charges at the Group level.

Level 9 - Line Detail level, contains supporting usage and charge detail for charges at either Level 4 or Level 8.

NOTE: Verizon' use of the hierarchical levels is explained in the Detail Section, Section 7 of this document.

Table 3, Summary Section, summarizes the amount billed. The summary section contains total current charges, payments, adjustments, previous billed amount and net amount due after payments and adjustments. There are key amounts contained in the summary section that can be used for validation. Section 8 of this document provides the 'summing rules'.

2.5 Use of the 820

The 820 transaction set, Payment Order/Remittance Advice, is used to provide authorization for payment and detailed information about the payment. As previously mentioned, there are several methods of handling the payment process. Verizon encourages the use of the 820 transaction set and provides complete remittance information in REF02 where REF01 is 'AP'. As explained previously in the Business Model section, Verizon does not receive 820s directly. Verizon uses the Financial EDI model where the 820 goes to the Verizon customer's bank.

2.6 Information to Have When Contacting Verizon

Traditionally when a customer has questions about their bill, they contact a Verizon representative for assistance. The representative needs the billing date, billing account number, and the nature of the question in order to be of assistance. The required information is provided in the 811 Transaction Set. The following data elements are required for billing inquiry:

Bill Date	BIG Segment – BIG01
Invoice Number	BIG Segment – BIG02
Billing Account Number	REF Segment – REF02 when REF01 = '11'
	REF Segment – REF02 when REF01 = '12'
	REF Segment – REF02 when REF01 = '14'
Billing System	REF Segment – REF02 when REF01 = '06'
Corp ID	REF Segment – REF02 when REF01 = 'U1'

2.7 Data Element Separator, Segment Terminator and Component Element Separator

When displaying mapping examples in this guide, the tilde (~) is used as the data element separator, the vertical line (|) is used as the segment terminator and the low line (__) is used as the component element

separator. Verizon 811 transaction set production files may use different data element separator and segment terminator values. These values can be negotiated with each trading partner. The “at” symbol (@) cannot be used as an EDI separator because Verizon uses the character in email address fields.

2.8 ASC x12 Extended Character Set

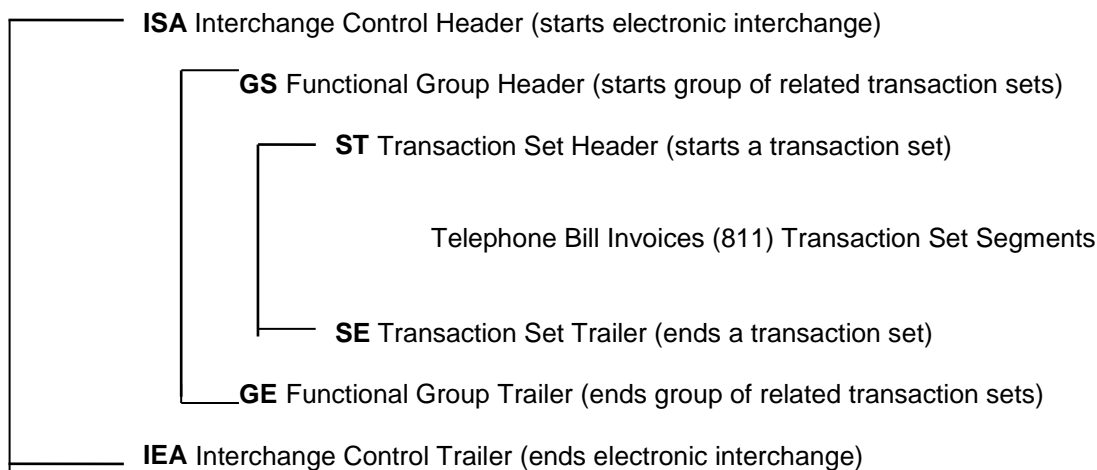
The VB811 uses the ASC x12 Extended Character Set. The ASC x12 standard supports the following Special characters under the Extended Character Set:

ISO Document 8859-1 (Latin-1 Alphabet):

À, Á, Â, Ã, à, á, â, ä
È, É, Ê, Ë, è, é, ê, ë
Ì, Í, Î, Ï, ì, í, î, ï
Ò, Ó, Ô, Õ, ò, ó, ô, õ
Ù, Ú, Û, Ü, ù, ú, û, ü
Ç, ç, Ñ, ñ, ¿, ¡

3. Envelope Control Structure

Each EDI interchange must occur in a predefined sequence in order to ensure the information can be read and understood. The envelope control structure used to transmit a group of EDI transaction sets is comprised of the Interchange Control Header (ISA), Interchange Control Trailer (IEA), Functional Group Header (GS), and Functional Group Trailer (GE) as follows:



3.1 Interchange Envelope

The Interchange Envelope identifies the start and the end of an EDI transmission. It also identifies the sender and receiver of the interchange and provides control information. The Interchange Envelope consists of an Interchange Control Header (ISA) and an Interchange Control Trailer (IEA).

Segment ID	Segment Description
ISA	Interchange Control Header
IEA	Interchange Control Trailer

Interchange Control Header

The ISA Interchange Control Header is the first segment of an EDI transmission. It is used to start and identify an interchange of one or more functional groups and interchange-related control segments. The information provided by Verizon in the **ISA segment** follows.

ISA Example:

ISA~~00~~00~~01~107212169ESG~01~1234567890123~990401~2331~U~00401~00000018~0
 ~P~_||

Element ID	Data Element	Element Name / Actual Value(s)
ISA01	I01	Authorization Info Qualifier 00 (No authorization info present)

ISA02	I02	Authorization Info 10 spaces
ISA03	I03	Security Info Qualifier 00 (No security info present)
ISA04	I04	Security Information 10 spaces
ISA05	I05	Interchange ID Qualifier 01 (DUNS)
ISA06	I06	Interchange Sender ID 107212169ESG (Verizon expressTRAK or NBBE)
ISA07	I05	Interchange ID Qualifier 01 (DUNS)
ISA08	I07	Interchange Receiver ID
ISA09	I08	Interchange Submit Date (YYMMDD)
ISA10	I09	Interchange Submit Time (HHMM)
ISA11	I10	Interchange Control Stds ID U (U.S. EDI Community of X12)
ISA12	I11	Interchange Ctrl Version No 00401 (ANSI Version 4, Release 1)
ISA13	I12	Interchange Control Number
ISA14	I13	Acknowledgment Requested 0 (No Acknowledgment Requested)
ISA15	I14	Test/Production Indicator T (Test Data) or P (Production Data)
ISA16	I15	Sub Element Separator -

Interchange Control Trailer:

The IEA Interchange Control Trailer is the last segment of an EDI transmission. It is used to end and identify an interchange of one or more functional groups and interchange-related control segments. The information provided by Verizon in the **IEA segment** follows.

IEA Example: IEA~1~000000018|

<i>Element ID</i>	<i>Data Element</i>	<i>Element Name</i>
IEA01	I16	Number of Included Functional Groups
IEA02	I12	Interchange Control Number (as in ISA13)

3.2 Functional Group Envelope

All 811 transaction sets provided will be enveloped within a functional group. The purpose of the functional group is to indicate the beginning of a functional group and to provide control information. The

functional group consists of a Functional Group Header (GS Segment) and a Functional Group Trailer (GE Segment).

<i>Segment ID</i>	<i>Segment Description</i>
GS	Functional Group Header
GE	Functional Group Trailer

Functional Group Header:

The Functional Group Header is the first segment of an 811 transaction set. It is used to indicate the start and identification of one or more 811 transaction sets. The information provided by Verizon in the **GS segment** follows.

GS Example: GS~CI~ETRAK-V1~123456789012~19990401~2331~152~X~004010|

<i>Element ID</i>	<i>Data Element</i>	<i>Element Name / Actual Value(s)</i>
GS01	479	Functional Identifier Code CI (Consolidated Invoice)
GS02	142	Application Sender's Code ETRAK-V1 (Verizon expressTRAK or NBBE)
GS03	124	Application Receiver's Code (same as in ISA08)
GS04	029	Functional Group Date (CCYYMMDD)
GS05	030	Functional Group Time (HHMM)
GS06	028	Functional Group Control Number
GS07	455	Responsible Agency Code X = Accredited Standards Committee X12
GS08	480	Version/Release = 004010

Functional Group Trailer:

The Functional Group Header is the last segment of an 811 transaction set. It is used to indicate the end and identification of one or more 811 transaction sets. The information provided by Verizon in the **GE segment** follows.

GE Example: GS~2~152|

<i>Element ID</i>	<i>Data Element</i>	<i>Element Name / Actual Value(s)</i>
GE01	097	Total Number of Transaction Sets
GE02	028	Functional Group Control Number (as in GS06)

3.3 Transaction Set Envelope

Transaction Set Header:

The Transaction Set Header is used to indicate the start of and identify a transaction set and assigns a control number. The information provided in the **ST segment** follows.

ST Example: ST~811~0204|

<i>Element ID</i>	<i>Data Element</i>	<i>Element Name / Actual Value(s)</i>
ST01	143	Transaction Set ID Code 811 = Consolidated Service Invoice/Statement
ST02	329	Transaction Set Control Number (The value in ST02 must match the value in SE02 of the transaction set trailer.)

Transaction Set Trailer:

The Transaction Set Trailer is used to indicate the end of a transaction set, to provide the count of the transmitted segments which include the beginning (ST) and ending (SE) segments and to provide the Assigned control number. The information provided in the **SE segment** follows.

SE Example: SE~45~0204|

<i>Element ID</i>	<i>Data Element</i>	<i>Element Name / Actual Value(s)</i>
SE01	096	Number of included segments
SE02	329	Transaction Set Control Number (The value in SE02 must match the value in ST02 of the transaction set header.)

4. Understanding Hierarchical Levels (HL)

The hierarchical levels used by Verizon and other members of the telecommunications industry reflect the needs of the service providers in responding to the billing requests of their trading partners.

The hierarchical levels are dependent on billing data. For further information reference Ordering and Billing Forum (OBF) EDI Telecommunications Billing (ETB) (formerly TCIF) EDI Guidelines - Telecommunications Billing Issue 9, Revision 4.

The hierarchical structure contains a parent/child relationship, which establishes the levels of billing data. For example, the bill data is organized by Service/Billing Provider (HL 1), within service provider by Group charge (HL 4) and within each Group by Charge Detail (HL 8). In this example, the Service/Billing Provider is the parent to each Group and each Group is a parent to each of its Charge Detail items. Information provided at a parent level applies to all children associated with that parent.

The following provides a description of the nine hierarchical levels used in the 811 transaction set. In the following descriptions the HL numeric value represents the Hierarchical Level Code (HL03) of the HL segment.

Hierarchical Level 1 (HL 1) - Service/Billing Provider

At least one occurrence of HL 1 is required for each 811. Within the HL 1 one occurrence of the NM1 loop is required. The NM1 is used to designate the company providing the billing and/or services. The ITA loop, when used at this level, depicts special charges, surcharges, credits and allowances that apply to this Service/Billing provider.

Hierarchical Level 2 (HL 2) - Billing Arrangement (used by Summary Master-Accounts)

Hierarchical Level 3 (HL 3) - Sub-Billing Arrangement (used for Location Account (NODE ID)) HL 2 and HL 3 are optional and allow for the flexible segregation of charges under billing arrangements.

This segregation is achieved through the use of the LX loop by using LX/SI segments. If needed the QTY/SI segments may also be used. The ITA loop, when used at this level, depicts special charges, surcharges, allowances and credits which apply to this Billing Arrangement/Sub-Billing Arrangement Level.

Hierarchical Level 4 (HL 4) - Group

At least one occurrence of HL 4 is required for each Service/Billing Provider (HL 1). At HL 4 only the IT1 loop is valid. It is used to display the Group charges for the services billed. When this hierarchical level has no children (HL04 value of '0') multiple IT1 loops may appear within the HL 4 structure. When there are children (HL04 value of '1') only one IT1 loop can be presented within the hierarchical level.

Hierarchical Level 5 (HL 5) - Category (Circuit, Switchboard and/or CENTREX)

Hierarchical Level 6 (HL 6) - Sub-Category (circuit component number, Customer Reference Number, Vendor Order Number, Service Number and/or BAC.)

Hierarchical Level 7 (HL 7) – Type (Earning Number, WTN, Conference ID, BTN, call card, conference or other sort breaks)

HL 5, 6, and 7 are optional. They are similar to HL 2 and HL 3 in that they provide further flexibility in segregating charges. If HL 6 and/or HL 7 are present, there may or may not be an associated HL 5

or HL 6. The LX, NM1 and ITA loops can be used to provide a breakdown of charges displayed at HL 4.

Hierarchical Level 8 (HL 8) - Charge Detail

HL 8 is optional. When used, it will provide a breakdown of HL 4 charges. The SLN loop, which can be used only at HL 8, provides the sub line item detail. When HL 8 has no children (HL04 value of '0') multiple SLN loops may appear within this hierarchical level. When there are children (HL04 value of '1') only one SLN loop can be presented within the hierarchical level.

Hierarchical Level 9 (HL 9) - Line Detail

HL 9 is optional. The TCD and USD loops, which can be used only at HL 9, will provide usage details associated with toll calls, optional call plans, etc.

Section 7.2.5 of the OBF/ETB /EDI Guideline for the 811 has a diagram of the possible relationships of the Hierarchical levels within the 811 Transaction Set. Each of the services describe later in this documentation illustrates the structure and dependencies of the hierarchical levels of the telephone billing information provided in the Detail Section of the 811 transaction set.

In order to understand the 811 transaction set, it is necessary to understand the use of the hierarchical level segments as they reflect the 811 structure. The hierarchical levels provide a parent/child relationship that organizes the invoice into billing levels (parent) that have sub-levels (child) providing detailed information about the billing level.

The parent/child relationship is established between levels of billing data using data elements in the HL segment and are represented as:

HL~ ID Number~ Parent ID Number~ Level Code~ Child Code|

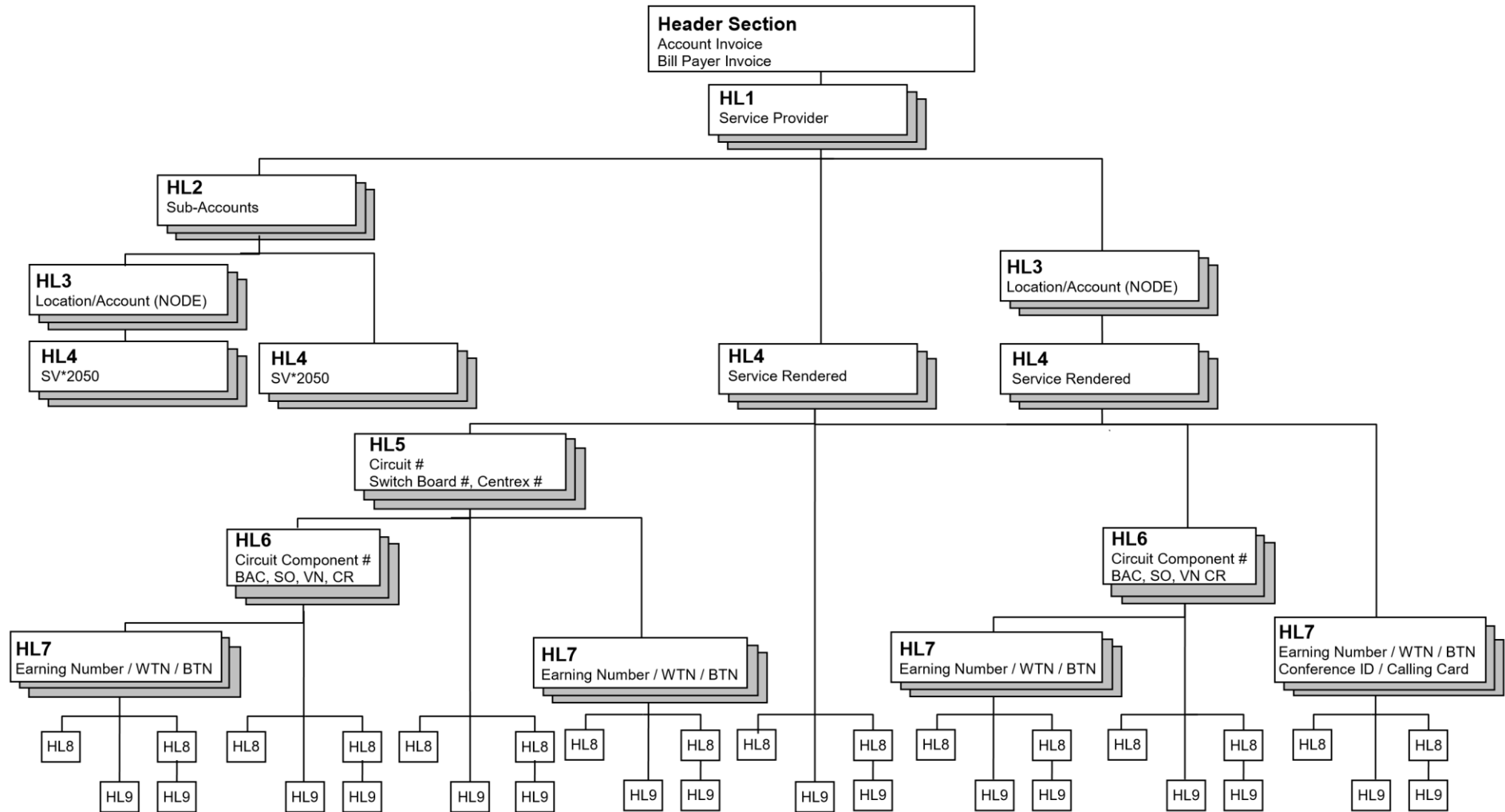
- **HL01** (ID Number) is a unique number assigned by the provider to identify a particular data segment within the hierarchical structure.
- **HL02** (Parent ID Number) is the HL01 value of the parent HL loop.
- **HL03** (Level Code) identifies the hierarchical level of 1 - 9.
- **HL04** (Child Code) indicates if there are additional child (supporting detail) HL segments associated with the hierarchical level. HL04 is a requirement. The value of '1' indicates that the hierarchical level has children/supporting detail. The value of '0' indicates that the hierarchical level has no children/supporting detail.
 - For example, if billing is organized by service provider and the service provider detail is organized by charge type at the group level, the service provider is the Parent HL. The charge type at the group level becomes the Child HL to the service provider level Parent HL.
- Examples illustrating use of the HL segment in the 811:
 - **HL~1~0~1~1|** This is the initial HL segment. HL02 is not provided at this level because the information does not have a parent HL loop. HL03 signifies HL 1, Service Provider level. HL04 value of '1' indicates that there is supporting detail.

- **HL~2~1~4~0|** HL02 indicates that this information supports and is related to HL number 1.
HL03 signifies HL 4, Group Level. HL04 value of '0' indicates that there is no supporting detail.

Additional examples and further information regarding the use of the HL segment in the 811 can be found in the ASC X12 Version 4 Release 1 standards and the (OBF/ETB) (formerly TCIF) EDI Guidelines - Telecommunications Billing Issue 9, Revision 4. Use both the ASC X12 and the OBF/ETB as a reference for general questions about the 811 Transaction Set.

Heading Section

5. Verizon’s Use of the EDI 811 Hierarchical Levels (HL)



6. Heading Section of the EDI 811

The purpose of the Heading Section of the 811 is to provide information about the bill rendered, the recipient of the bill (Verizon trading partner) and the provider of the bill (Verizon).

The format for this section provides a table of segments depicting the structure of the portion of the 811 being explained. After the structure table, a sample mapping for the respective area of the 811 is displayed. The example does not include all the Segments and Codes that could be used in any 811 Transaction Set. Please refer to Appendix A for a full list of Segments and Codes that can be used. The sample mapping reflects telephone billing data for a single expressTRAK account.

A comprehensive list of segments, data elements, and element values used by Verizon is provided in Appendix A of this guide.

Structure of the Heading Section:

Segment ID	Position	Segment Description	Loop	Max Use	O/M
ST	010	Transaction Set Header	N/A	1	M
BIG	020	Beginning Segment for Invoice	N/A	1	M
NTE	030	Note	N/A	100	O
CUR	040	Currency	N/A	1	O
REF	050	Reference Numbers	N/A	>1	M
ITD	070	Terms of Sale/Deferred Terms	N/A	1	M
DTM	080	Date/Time, From/Thru Dates	N/A	>1	O
TXI	090	Tax Information	N/A	>1	O
N1	100	Name Payor/Payee	N1	2	M
N2	110	Additional Name Information	N1	2	O
N3	120	Address Payor/Payee	N1	2	O
N4	130	Geographic Location	N1	1	O
REF	140	Reference Numbers	N1	1	O
PER	150	Administrative Communications Contact	N1	3	O

SAMPLE MAPPING OF THE HEADING SECTION:

```
ST~811~0001|
BIG~20061006~00001604911720061006~-----DI|
NTE~GEN~A LATE PAYMENT CHARGE OF 1.5 APPLIES TO ANY|
NTE~GEN~PORTION OF THE BILL NOT PAID BEFORE THE NEXT MONTH'S BILL.|
REF~ZZ~EBID|
REF~11~3042733576267|
REF~12~000016049117~3042733576267|
REF~U1~01234567|
```

SV*0200: Monthly Service Charge

REF~AP~00001604911743|
 REF~RE~VERIZON RELEASE NUMBER|
 REF~06~04|
 ITD~03~3~~~~20061105|
 DTM~186~20061006|
 DTM~187~20061105|
 TXI~ST~~~~~1|
 N1~PR~CUSTOMER NAME|
 N3~CUSTOMER ADDRESS1~CUSTOMER ADDRESS2|
 N4~CITY~ST~222221234|
 N1~PE~VERIZON|
 N3~ PO BOX 28007|
 N4~ LEHIGH VALLEY~PA~180028007|
 REF~IS~025|

ST (Transaction Set Header) Sample: ST~811~000000001|

<i>Element ID</i>	<i>Data Element</i>	<i>Element Names / Values</i>
ST01	143	Transaction Set ID Code = 811
ST02	329	Transaction Set Control Number

BIG (Beginning Segment for Invoice) Sample: BIG~20061006~00001604911720061006~~~~~DI|

<i>Element ID</i>	<i>Data Element</i>	<i>Element Names / Values</i>
BIG01	373	Invoice Date = Bill Date = CCYYMMDD
BIG02	076	Invoice Number = Billing Account Number and Invoice Date
BIG07	640	Transaction Type Code DI = Debit Invoice

NTE (Note/Special Instruction) Sample:

NTE~GEN~A LATE PAYMENT CHARGE OF 1.5 APPLIES TO ANY|
 NTE~GEN~PORTION OF THE BILL NOT PAID BEFORE THE NEXT MONTH'S BILL.|

<i>Element ID</i>	<i>Data Element</i>	<i>Element Names / Values</i>
NTE01	363	Note Reference Code GEN = Entire transaction set
NTE02	352	Description A late payment charge of 1.5 applies to any portion of the bill not paid before the next month's bill.

REF (Reference Numbers) Sample: REF~ZZ~EBID|
 REF~11~3042733576267|

SV*0200: Monthly Service Charge

REF~12~000016049117~3042733576267|
 REF~U1~01234567|
 REF~AP~00001604911743|
 REF~RE~Verizon Release number|
 REF~06~04|

Element ID	Data Element	Element Names / Values
REF01	128	Reference Identification Qualifier ZZ = Verizon Electronic Billing ID (EBID) RE= Verizon Internal Release Number 11 = Old Account Number Legacy System 12 = Billing Account Number U1 = Regional Account Number - Customer Number (Corp ID) AP = Accounts Receivable Number 06 = System Number
REF02	127	Reference Number EBID = Verizon Internal Electronic Billing ID Verizon Release Number = Verizon Internal Release #3042733576267 = Old Account Number Legacy 000016049117 = Billing Account Number 01234567 = Customer Number (Corp ID) 00001604911743 = Accounts Receivable Number 04 = expressTRAK

ITD (Terms of Sale/Due Date) Sample: ITD~03~3~~~~20061105|

Element ID	Data Element	Element Names / Values
ITD01	336	Terms Type Code 03 = Fixed Date
ITD02	333	Terms Basis Date Code 3 = Invoice Date
ITD06	446	Payment Due Date = CCYYMMDD

DTM (Service From and Thru Dates) Sample: DTM~186~20061006|
 DTM~187~20061105|

Element ID	Data Element	Element Names / Values
DTM01	374	Date / Time Qualifier 186 = Invoice Period Start 187 = Invoice Period End
DTM02	373	Date = CCYYMMDD

SV*0200: Monthly Service Charge

TXI (Tax Information) Sample: TXI~ST~~~~~1|

<i>Element ID</i>	<i>Data Element</i>	<i>Element Names / Values</i>
TXI01	963	Tax Type Code ST = State Sales Tax
TXI06	441	Tax Exempt Code 1 = Yes Tax Exempt

Note: The TXI Element in the Heading Section is only used to convey account tax exempt status.

N1 (Payor Name) Sample: N1~PR~CUSTOMER NAME|
N3 (Payor Address): N3~CUSTOMER ADDRESS1~CUSTOMER ADDRESS2|
N4 (Payor City, State, Zip+4): N4~CITY~STATE~222221234|

<i>Element ID</i>	<i>Data Element</i>	<i>Element Names / Values</i>
N101	098	Entity Identifier Code = PR = Payor
N102	093	Name
N301	166	Address Information
N302	166	Address Information, line 2
N401	019	City Name
N402	156	State
N403	116	Postal Code = Zip + 4

N1 (Payee Name and Duns Number Sample): N1~PE~VERIZON|
N3 (Payee Address): N3~PO BOX 28007|
N4 (Payee City, State, Zip+4): N4~ LEHIGH VALLEY~PA~ 180028007|

<i>Element ID</i>	<i>Data Element</i>	<i>Element Names / Values</i>
N101	098	Entity Identifier Code = PE = Payee
N102	093	Name
N301	166	Address Information
N401	019	City Name
N402	156	State
N403	116	Postal Code = Zip + 4

REF (Reference Numbers) Sample: REF~IS~025|

<i>Element ID</i>	<i>Data Element</i>	<i>Element Names / Values</i>
REF01	128	Reference Number Qualifier IS = Invoice Number Suffix

SV*0200: Monthly Service Charge

REF02	127	Reference Number 025 = Revenue Accounting Office (RAO)
-------	-----	---

7. Detail Section of the EDI 811

The purpose of the Detail Section of the 811 is to provide information about services and charges that are being billed. The activity included in the 811 is generally dated from the previous invoice period, as specified in the DTM segments of the heading. Examples of activity that may be included in the detail section are Monthly Service, Additions and Changes (OC&C), Optional Calling Plans, Discount Plans, Itemized Calls, Taxes, Surcharges, and Late Payment Charges.

At least one Service Provider Level (HL1) is required for each 811 and at least one Group Level (HL4) for each HL1. The Service Provider Level (HL1) groups the billing information by service provider and by the associated charges, which are presented by type of charge in HL4. Consolidated accounts have a Billing Arrangement Level (HL2) and a Group Level (HL4) to present charges by component account.

The format for this section provides a table of segments depicting the structure of the portion of the 811 being explained. After the structure table a sample mapping for the respective area of the 811 is displayed.

A comprehensive list of segments, data elements, and element values used by Verizon is provided in Appendix A of this guide.

7.1 High-Level (HL1 through HL4) Examples:

Hierarchical Levels 1 through 4 are only included in the “Summary-Level format”, “High-Level Format” and “DetailLevel format”. The high levels contain information up to summarized service type charges (HL4).

7.1.1 HL1 – Service Provider

The Service Provider Level (HL1) gives information about the company rendering billing and/or services. There may be several Service Providers in one bill since Verizon provides billing services for multiple carriers.

<i>Segment ID</i>	<i>Position</i>	<i>Segment Description</i>	<i>Loop</i>	<i>Max Use</i>	<i>O/M</i>
HL	010	Hierarchical Level	HL1	1	M
LX	020	Sequentially Assigned Number	LX	1	O
PID	040	Product/Item Description	LX	30	O
AMT	060	Monetary Amount	LX	>1	O
NM1	110	Service Provider Name	NM1	1	O
N2	120	Additional Name Information	NM1	2	O

SV*0200: Monthly Service Charge

N3	130	Address Information	NM1	2	O
N4	140	Geographical Information	NM1	1	O
REF	150	Reference Identifier	NM1	2	O
PER	160	Contact Telephone Numbers	NM1	>1	O
TXI	170	Tax Information	NM1	>1	O
ITA	180	Allowance, Charge or Service	ITA	>1	O
DTM	190	Date/Time Reference	ITA	1	O
TXI	200	Tax Information	ITA	>1	O

SAMPLE MAPPING:

HL~1~0~1~1|
 LX~1|
 AMT~SC~283.12|
 NM1~SJ~2~Verizon~~~~~42~0698|
 PER~BI~~TE~18002225555|
 PER~OC~~TE~18002226666|
 TXI~FD~16.6~~~~~A|
 ITA~C~TI~~06~~~752~~~~~SUR~~A|
 ITA~C~TI~~06~~~350~~~~~LPC~~A|
 ITA~N~TI~~15~121287-00~~99999996~~~~~TOTAL AMONT COMMITED TO ON
 CONTRACT~ZZZ~~O|
 DTM~276~20040115~~~RD8~20040115-20080115|
 ITA~N~TI~~15~121287-00~~16673046~~~~~TOTAL AMOUNT CONTRIBUTED TO THE
 COMMITMENT FOR
 THE LIFE OF THE CONTRACT~ZZZ~~O|
 DTM~276~20040115~~~RD8~20040115-20080115|
 ITA~N~TI~~15~121287-00~~7188345~~~~~AMOUNT CONTRIBUTED IN: 200602 BY:
 X35~ZZZ~~O|
 ITA~N~TI~~15~121287-00~~9484701~~~~~AMOUNT CONTRIBUTED IN: 200604 BY:
 X35~ZZZ~~O|

HL (Hierarchical Level) Sample: HL~1~0~1~1|

<i>Element ID</i>	<i>Data Element</i>	<i>Element Names / Values</i>
HL01	628	Hierarchical ID Number
HL03	735	Hierarchical Level Code 1 = Billing/Service Provider
HL04	736	Hierarchical Child Code 1 = Subordinate Segments

LX (Assigned Number) Sample: LX~1|

SV*0200: Monthly Service Charge

<i>Element ID</i>	<i>Data Element</i>	<i>Element Names / Values</i>
LX01	554	Sequentially Assigned Number

AMT (Monetary Amount) Sample: AMT~SC~283.12|

<i>Element ID</i>	<i>Data Element</i>	<i>Element Names / Values</i>
AMT01	522	Amount Qualifier Code SC = Total Service Charge
AMT02	782	Monetary Amount 283.12 = Dollars/Cents

NM1 (Service Provider Name) Sample: NM1~SJ~2~Verizon~~~~42~0698|

<i>Element ID</i>	<i>Data Element</i>	<i>Element Names / Values</i>
NM101	098	Entity Identifier Code SJ = Billing/Service Provider
NM102	1065	Entity Type Qualifier
NM103	1035	Service Provider Name
NM108	066	Identification Code Qualifier 41 = Carrier CIC Code 42 = Pseudo Carrier ID Code
NM109	067	Identification Code = Bellcore CIC Code 0698 = Verizon Pseudo CIC Code

PER (Contact Telephone Numbers) Sample: PER~BI~~TE~1800222555|
 PER~OC~~TE~1800222666|

<i>Element ID</i>	<i>Data Element</i>	<i>Element Names / Values</i>
PER01	366	Contact Function Code BI = Bill Inquiry Contact OC = Order Contact
PER03	365	Communication Number Qualifier TE = Telephone
PER04	364	Communication Number 1 NPA NNX NNNN

TXI (Tax Information) Sample: TXI~FD~16.6~~~~~A|

<i>Element ID</i>	<i>Data Element</i>	<i>Element Names / Values</i>
-------------------	---------------------	-------------------------------

SV*0200: Monthly Service Charge

TXI01	963	Tax Type Code FD = Federal Tax
TXI02	782	Monetary Amount 16.60 = Dollars/Cents
TXI07	662	Relationship Code A = Add (for summing and auditing)

ITA (Allowance, Charge or Service) Sample: ITA~C~TI~~06~~~752~~~~~SUR~~A|

Element ID	Data Element	Element Names / Values
ITA01	248	Allowance or Charge Indicator C = Charge
ITA02	559	Agency Qualifier Code TI = Telecommunications Industry
ITA04	331	Method of Handling 06 = Charge paid by Customer
ITA07	360	Allowance/Charge Total Amount 7.52 = Dollars/Cents
ITA14	150	Special Allowance/Charge Code SUR = Surcharge \$
ITA16	662	Relationship Code A = Add (for summing and auditing)

\$ Refer to Additional Code Lists Used by OBF/ETB (Section 10.4) for values.

ITA (Allowance, Charge or Service) Sample: ITA~C~TI~~06~~~350~~~~~LPC~~A|

Element ID	Data Element	Element Names / Values
ITA01	248	Allowance or Charge Indicator C = Charge
ITA02	559	Agency Qualifier Code TI = Telecommunications Industry
ITA04	331	Method of Handling 06 = Charge paid by Customer
ITA07	360	Allowance/Charge Total Amount 3.50 = Dollars/Cents
ITA14	150	Special Allowance/Charge Code LPC = Late Payment Charge #
ITA16	662	Relationship Code A = Add (for summing and auditing)

Exception: Due to Legacy Verizon South system constraints, Late Payment Charges will continue to appear in Additions & Changes (OC&C) until conversion to expresSTRAK.

ITA (Allowance, Charge or Service) Sample:

ITA~N~TI~~15~121287-00~~99999996~~~~~TOTAL AMONT COMMITED TO ON
 CONTRACT~ZZZ~~O|

SV*0200: Monthly Service Charge

ITA~N~TI~~15~121287-00~~16673046~~~~~TOTAL AMOUNT CONTRIBUTED TO THE
 COMMITMENT FOR
 THE LIFE OF THE CONTRACT~ZZZ~~O|
 ITA~N~TI~~15~121287-00~~7188345~~~~~AMOUNT CONTRIBUTED IN: 200602 BY:
 X35~ZZZ~~O|
 ITA~N~TI~~15~121287-00~~9484701~~~~~AMOUNT CONTRIBUTED IN: 200604 BY:
 X35~ZZZ~~O|

Element ID	Data Element	Element Names / Values
ITA01	248	Allowance or Charge Indicator N = No Charge or Allowance
ITA02	559	Agency Qualifier Code TI = Telecommunications Industry
ITA04	331	Method of Handling 15 = Information Only
ITA05	341	Contract ID 121287-00
ITA07	360	Amount 999,999.96= Dollars/Cents
ITA13	352	Specific charge description TOTAL AMOUNT COMMITTED TO ON CONTRACT TOTAL AMOUNT CONTRIBUTED TO THE COMMITMENT FOR THE LIFE OF THE CONTRACT AMOUNT CONTRIBUTED IN: 200602 BY: X35
		AMOUNT CONTRIBUTED IN: 200604 BY: X35
ITA14	150	Special Allowance/Charge Code ZZZ = Mutually Defined – Contract Info
ITA16	662	Relationship Code O = Omit – Summary info only

DTM (Date/Time Reference) Sample: DTM~276~20040115~~~RD8~20040115-
 20080115|

Element ID	Data Element	Element Names / Values
DTM01	374	Date/Time Qualifier 276 = Contract Start
DTM02	373	Date = CCYMMDD
DTM05	1250	RD8 =Range
DTM06	1251	Range = CCYMMDD-CCYMMDD format

SV*0200: Monthly Service Charge

7.1.2 HL2 – Sub-Account Charges on the Master Account’s Bill

The Billing Arrangement level is used with Consolidated Billing also referred to as Summary Billing in Verizon. Consolidated Billing/Summary Billing is an arrangement where multiple single bills or components, referred to as sub-accounts or Invoice Points, are combined into one master bill. Billing Arrangement provides a list of component accounts (sub-accounts or Invoice Points) and their associated total amount billed. Each component bill has a billing account number where charges are accumulated. The component current amount due is shown in the summary section of the component and is included in the consolidated bill total. The components are separate ‘memo’ 811 transaction sets and the term ‘memo’ indicates that the purpose of the transaction set is to provide additional detail for an invoice as opposed to an actual invoice.

On a consolidated bill, each component is represented by Billing Arrangement Level segment for the account number and Group Level segment for the amount due. These segments are subordinate to the Verizon Service Provider Level.

Segment ID	Position	Segment Description	Loop	Max Use	O/M
HL	010	Hierarchical Level	HL2	1	M
LX	020	Sequentially Assigned Number	LX	1	O
REF	050	Reference Numbers	LX	>1	O
HL	010	Hierarchical Level	HL4	1	M
IT1	210	Baseline Item Data (Invoice)	IT1	1	O

SAMPLE MAPPING: HL~2~1~2~1|
 LX~1|
 REF~12~000023458771|
 HL~3~2~4~0|
 IT1~~1~M4~30.36~~SV~2050~ZZ~4|

HL (Hierarchical Level) Sample: HL~2~1~2~1|

Element ID	Data Element	Element Names / Values
HL01	628	Hierarchical ID Number
HL02	734	Hierarchical Parent ID Number
HL03	735	Hierarchical Level Code 2 = Billing Arrangement
HL04	736	Hierarchical Child Code 1 = Subordinate Segments

LX (Assigned Number) Sample: LX~1|

Element ID	Data Element	Element Names / Values
------------	--------------	------------------------

SV*0200: Monthly Service Charge

LX01	554	Sequentially Assigned Number
------	-----	------------------------------

REF (Reference Number) Sample: REF~12~000023458771|

Element ID	Data Element	Element Names / Values
REF01	128	Reference Number Qualifier 12 = Billing Account
REF02	127	Reference Number 000023458771 = Component (Sub-account or Invoice Point) Number

HL (Hierarchical Level) Sample: HL~3~2~4~0|

Element ID	Data Element	Element Names / Values
HL01	628	Hierarchical ID Number
HL02	734	Hierarchical Parent ID Number
HL03	735	Hierarchical Level Code 4 = Group Level
HL04	736	Hierarchical Child Code 0 = No Subordinate Segments

IT1 (Baseline Item Data (Invoice)) Sample: IT1~~1~M4~30.36~~SV~2050~ZZ~4|

Element ID	Data Element	Element Names / Values
IT102	358	Quantity Invoiced
IT103	355	Unit of Measure Code M4 = Monetary Value
IT104	212	Unit Price 30.36 = Dollars/Cents #
IT106	235	Product/Service ID Qualifier SV = Service Rendered
IT107	234	Product/Service ID 2050 = Total Amount Billed, consolidated component (sub-account)
IT108	235	Product/Service ID Qualifier ZZ = Telecom Service Type
IT109	234	Product/Service I 4 = Summary/Combined Charges

Included in Total Amount Billed.

SV*0200: Monthly Service Charge

7.1.3 HL3 – Location / Account

The Sub-Billing Arrangement level is used to provide Location / Account (NODE ID) information. The Location

Account is identified by an NM1~A0 segment. HL3 can contain the following information about the Location / Account, such as: PO number, bill amount, charges, taxes, service period, charges, quantity....

Segment ID	Position	Segment Description	Loop	Max Use	O/M
HL	010	Hierarchical Level	HL3	1	M
LX	020	Sequentially Assigned Number	LX	1	O
REF	050	Reference Numbers	LX	>1	O
AMT	060	Monetary Amount	LX	5	O
TXI	080	Tax Information	LX	>1	O
QTY	090	Quantity	LX/QTY	1	O
NM1	110	Service Provider Name	NM1	1	O
N2	120	Additional Name Information	NM1	2	O
N3	130	Address Information	NM1	2	O
N4	140	Geographical Information	NM1	1	O
REF	150	Reference Identifier	NM1	2	O
TXI	170	Tax Information	NM1	>1	O
ITA	180	Allowance, Charge or Service	ITA	>1	O
DTM	190	Date / Time Reference	ITA	1	O
TXI	200	Tax Information	ITA	>1	O

SAMPLE LOCATION / ACCOUNT MAPPING:

HL~2~1~3~1|
 LX~1|
 REF~11~1234WX12303~DeptABC|
 AMT~SC~5|
 TXI~FD~16.6~~CD~LONG DISTA~~A~~~FEDERAL TAX|
 QTY~01~1~C0|
 NM1~A0~2~BUILDING 1|
 N3~12 FIRST STREET|
 N3~2 FLOOR|
 N4~YOUR CITY~NY~33333|
 REF~PO~000023458771|
 ITA~C~TI~~06~DEDICATED INTERNET~~752~~~3~EA~2~RDATA
 TRANSPORT~ACH~~A~DO| DTM~150~20040217~~~RD8~20040217~20040316|

HL (Hierarchical Level) Sample: HL~2~1~3~1|

SV*0200: Monthly Service Charge

<i>Element ID</i>	<i>Data Element</i>	<i>Element Names / Values</i>
HL01	628	Hierarchical ID Number
HL02	734	Hierarchical Parent ID Number
HL03	735	Hierarchical Level Code 3 = Sub-Billing Arrangement
HL04	736	Hierarchical Child Code 1 = Subordinate Segments

LX (Assigned Number) Sample: LX~1|

<i>Element ID</i>	<i>Data Element</i>	<i>Element Names / Values</i>
LX01	554	Sequentially Assigned Number

REF (Reference Number) Sample: REF~11~1234WX12303~DeptABC|
 REF~PO~000023458771|

<i>Element ID</i>	<i>Data Element</i>	<i>Element Names / Values</i>
REF01	128	Reference Number Qualifier 11 = Account Number PO = Purchase Order Number
REF02	127	Reference Number 1234WX12303 000023458771
REF03	352	Secondary ID for Account Number

AMT (Monetary Amount) Sample: AMT~SC~5|

<i>Element ID</i>	<i>Data Element</i>	<i>Element Names / Values</i>
AMT01	522	Amount Qualifier Code SC = Total Service Charge
AMT02	782	Monetary Amount 5.00 = Dollars/Cents

TXI (Tax Information) Sample: TXI~FD~16.6~~CD~LONG DISTA~~A~~~FEDERAL TAX|

<i>Element ID</i>	<i>Data Element</i>	<i>Element Names / Values</i>
-------------------	---------------------	-------------------------------

SV*0200: Monthly Service Charge

TXI01	963	Tax Type Code FD = Federal Tax
TXI02	782	Monetary Amount 16.60 = Dollars/Cents
TXI04	955	Tax Jurisdiction Code Qualifier VD = Vendor defined
TXI05	956	Tax Jurisdiction Code LONG DISTA
TXI07	662	Relationship Code A = Add (for summing and auditing)
TXI10	350	Tax Description FEDERAL TAX

QTY (Quantity) Sample: QTY~01~~C01|

<i>Element ID</i>	<i>Data Element</i>	<i>Element Names / Values</i>
QTY01	673	Quantity Identifier 01 = Discrete Quantity
QTY02	380	Quantity = 1
QTY03	355	C0 = Calls

NM1 Loop (Service Location) Sample: NM1~77~2~BUILDING 1|

<i>Element ID</i>	<i>Data Element</i>	<i>Element Names / Values</i>
NM101	98	Entity Identification Code A0 = Account of
NM102	1065	Entity Type Qualifier 2 = Non-Person Entity
NM103	1035	Name Building 1 = Name of Service Location

N3 (Address Information) Sample: N3~12 FIRST STREET|
 N3~2 FLOOR|

<i>Element ID</i>	<i>Data Element</i>	<i>Element Names / Values</i>
N301	166	Address Information 12 FIRST STREET = First line of address 2 FLOOR = Second line of address

N4 (Geographic Location) Sample: N4~YOUR CITY~NY~33333|

SV*0200: Monthly Service Charge

<i>Element ID</i>	<i>Data Element</i>	<i>Element Names / Values</i>
N401	19	City YOUR CITY = City of address
N402	156	State NY = Sate of address
N403	116	Postal Code 33333 = Zip Code of address

REF (Reference Number) Sample: REF~PO~000023458771|

<i>Element ID</i>	<i>Data Element</i>	<i>Element Names / Values</i>
REF01	128	Reference Number Qualifier PO = Purchase Order Number
REF02	127	Reference Number 000023458771

ITA (Allowance, Charge or Service) Sample:

ITA~C~TI~~06~DEDICATED INTERNET~~752~~~3~EA~2~RDATA TRANSPORT~ACH~~A~DO|

<i>Element ID</i>	<i>Data Element</i>	<i>Element Names / Values</i>
ITA01	248	Allowance or Charge Indicator C = Charge
ITA02	559	Agency Qualifier Code TI = Telecommunications Industry
ITA04	331	Method of Handling 06 = Charge paid by Customer
ITA05	341	Service Category/Type of charge DEDICATED INTERNET
ITA07	360	Allowance/Charge Total Amount 7.52 = Dollars/Cents
ITA10	380	Number of Billing Units
ITA11	355	Unit or Basis for Measurement Code EA = Each if for Bill Units
ITA12	380	Eligible Amt for Discount
ITA13	352	Specific charge description with recurring/non-recurring charge indicator in position 1 RDATA TRANSPORT = recurring "DATA TRANSPORT"
ITA14	150	Special Allowance/Charge Code ACH = Access Charges \$
ITA16	662	Relationship Code A = Add (for summing and auditing)

SV*0200: Monthly Service Charge

ITA17	355	Unit or Basis for Measurement Code for IT12 DO = Dollars
-------	-----	--

\$ Refer to Additional Code Lists Used by OBF/ETB (Section 10.4) for values.

DTM (Date/Time Reference) Sample: DTM~150~20040217~~~RD8~20040217~20040316|

<i>Element ID</i>	<i>Data Element</i>	<i>Element Names / Values</i>
DTM01	374	Date/Time Qualifier 150 = Service Period Start
DTM02	373	Date = CCYYMMDD
DTM05	1250	Date Time Period Format Qualifier RD8 = Range
DTM06	1251	Date Time Period format = CCYYMMDD-CCYYMMDD format

7.1.4 HL4 – Type of Charge – IT1

A Group Level (HL4) indicates each type of charge and contains information that identifies the content of the detail that follows. When detail is provided by the billing system the information is available in EDI. When “Summary-Level format” or “High-Level format” is chosen details are excluded and charges appear at the Group Level with the Hierarchical Child Code set to zero (‘0’) to indicate no supporting detail.

The IT104 element contains the total charge amount for the charge type. When details (HL 5 – 9) are present, the sum of each applicable detail amount equals the IT104 amount (see Summing Rules, Section 8.2). This allows the user to balance the detail amounts to the total charge amount. The sum of all IT104 charge amounts, plus certain taxes and surcharges, equals The Total Current Charges (TDS01). See Summary Section, Section 7, for specific details.

<i>Segment ID</i>	<i>Position</i>	<i>Segment Description</i>	<i>Loop</i>	<i>Max Use</i>	<i>O/M</i>
HL	010	Hierarchical Level	HL4	1	M
IT1	210	Baseline Item Data (Invoice)	IT1	1	O
PID	230	Product/Item Description	IT1	200	O
TXI	250	Tax Information	IT1	>1	O
ITA	310	Allowance, Charge or Service	IT1 / ITA	>1	O

SAMPLE MAPPING: HL~3~1~4~1|
 IT1~~1~M4~30.50~~SV~0200~ZZ~1|
 PID~F~~~~Description of IT107|
 ITA~C~TI~~06~~~161~~~~~SUR~|

HL (Hierarchical Level) Sample: HL~3~1~4~1|

SV*0200: Monthly Service Charge

<i>Element ID</i>	<i>Data Element</i>	<i>Element Names / Values</i>
HL01	628	Hierarchical ID Number
HL02	734	Hierarchical Parent ID Number
HL03	735	Hierarchical Level Code 4 = Group
HL04	736	Hierarchical Child Code 1 = Subordinate Segments

IT1 (Baseline Item Data) Sample: IT1~~1~M4~30.50~~SV~0200~ZZ~1|

<i>Element ID</i>	<i>Data Element</i>	<i>Element Names / Values</i>
IT102	358	Quantity Invoiced 1 = Unit Price is Total Charge
IT103	355	Unit of Measurement Code M4 = Monetary Value
IT104	212	Unit Price # 30.50 = Dollars/Cents
IT106	235	Product / Service ID Qualifier SV = Service Rendered
IT107	234	Product / Service ID 0200 = Monthly Service Charge
IT108	235	Product / Service ID Qualifier ZZ = Telecom Service Type
IT109	234	Product / Service ID 1 = Recurring Charge

Included in Total Amount Billed.

PID (Product/Item Description) Sample: PID~F~~~~Description of IT107|

<i>Element ID</i>	<i>Data Element</i>	<i>Element Names / Values</i>
PID01	349	Item Description Type F Free-form
PID05	352	Description of IT107

ITA (Allowance, Charge or Service) Sample: ITA~C~TI~~06~~~161~~~~~SUR~I|

<i>Element ID</i>	<i>Data Element</i>	<i>Element Names / Values</i>
ITA01	248	Allowance or Charge Indicator C = Charge

SV*0200: Monthly Service Charge

ITA02	559	Agency Qualifier Code TI = Telecommunications Industry
ITA04	331	Method of Handling 06 = Charge to be Paid by Customer
ITA07	360	Allowance/Charge Total Amount 161.00 = Dollars/Cents
ITA14	150	Special Allowance/Charge Code SUR = Surcharge \$
ITA16	662	Relationship Code I = Included (for summing and auditing)

\$ Refer to Additional Code Lists Used by OBF/ETB (Section 10.4) for values.

7.2 Detail-Level (HL5 through HL9) Examples:

Hierarchical Levels 5 - 9 are only included in the “Detail-Level format”. The detail levels contain supporting information for each service type and are not included if “Summary-Level format” or “High Level format” are chosen. Because of the diversity in supporting details associated with services billed by Verizon, this portion of the Detail Section presents only an overview of the detail levels, HL 5 - 9.

The remaining portions of this section provide examples of the use and structure of HL 5 – 9 with information and presentation of specific service types.

Hierarchical Level 5 Category, Level 6 Sub-category and Level 7 Type are used to group related details together. For example, Itemized Calls are grouped by telephone line number presented once by a Level 7 Type that applies to all subordinate Level 9 line details. When the telephone line number changes, a new Level 7 is created along with the Level 9 line details. This process is repeated for all itemized calls. Levels 5 - 7 are used under different conditions for the various service types and their uses are explained in the following sections addressing service types.

Hierarchical Level 8 Charge Detail and Level 9 Line Detail are used to present detail items and supporting usage detail for the various service types. Level 8 provides a breakdown of group level charges for product codes (USOC, ISOC or POE) and Level 9 provides supporting usage details for group and charge level information (itemized calls and local calls). The uses for Levels 8 and 9 are explained in the following sections addressing service types.

7.2.1 HL5 – Circuit, Switch Board and/or Centrex

HL5, category level, is used to group details together by circuit number, Switch Board number and/or Centrex number.

Structure of HL5 Circuit, Switch Board and/or Centrex:

<i>Segment ID</i>	<i>Segment Position</i>	<i>Segment Description</i>	<i>Loop</i>	<i>Max Use</i>	<i>O/M</i>
HL	010	Hierarchical Level	HL5	1	M
LX	020	Sequentially Assigned Number	LX	1	M

SV*0200: Monthly Service Charge

SI	030	Service Characteristic	LX	1	M
PID	040	Product/Item Description	LX	200	O
REF	050	Reference Numbers	LX	>1	O
DTM	070	Date / Time Reference	LX	8	O
QTY	090	Quantity	LX/QTY	1	O
NM1	110	Individual or Organization Name	NM1	1	O
N3	120	Address Information	NM1	>1	O
N4	130	Geographic Information	NM1	1	O

SAMPLE MAPPING of HL5 Circuit, Switch Board and/or Centrex:

HL~11~3~5~1|
 LX~1|
 SI~TI~CN~Z123X4501~NP~213~CO~344~OL~CITY, TX 76118~99~123 STREET~99~4TH
 FLOOR~SD~IR~LF~DROP|
 SI~TI~ES~123X4501~NP~213~CO~344~TL~DALLAS, TX 76118~99~123 ANY
 STREET~99~4TH FLOOR|
 PID~F~~~~CUSTOMER REFERENCE TEXT AND CIRCUIT DESCRIPTION|
 REF~OW~~DS0 Service|
 QTY~01~24~DH|
 NM1~C3~2~New York DS1|
 N3~123 AnyStreet~4th Floor Room 100|
 N4~City~ST~11223|

HL (Hierarchical Level) Sample: HL~11~3~5~1|

<i>Element ID</i>	<i>Data Element</i>	<i>Element Names / Values</i>
HL01	628	Hierarchical ID Number
HL02	734	Hierarchical Parent ID Number
HL03	735	Hierarchical Level Code 5 Category
HL04	736	Hierarchical Child Code 1 Subordinate HL present

LX (Assigned Number) Sample: LX~1|

<i>Element ID</i>	<i>Data Element</i>	<i>Element Names / Values</i>
-------------------	---------------------	-------------------------------

SV*0200: Monthly Service Charge

LX01	554	Assigned Sequential Number
------	-----	----------------------------

SI (Service Characteristic ID) Sample: SI~TI~CN~Z123X4501~NP~213~CO~344~OL~CITY, TX
 76118~99~123 STREET~99~4TH FLOOR~SD~IR~LF~DROP|

Element ID	Data Element	Element Names / Values
SI01	559	Agency Qualifier Code
SI02	1000	Service Characteristics Qualifier CN Circuit Number ID
SI03	234	Circuit Number – primary
SI04	1000	Service Characteristics Qualifier NP NPA code
SI05	234	Origination NPA
SI06	1000	Service Characteristics Qualifier CO NXX code
SI07	234	Origination NXX
SI08	1000	Service Characteristics Qualifier OL Originating Location
SI09	234	Origination City, ST, Zip
SI10	1000	Service Characteristics Qualifier 99 Continuation of Origination Loc
SI11	234	Origination Location Address Line 1
SI12	1000	Service Characteristics Qualifier 99 Continuation of Origination Loc
SI13	234	Origination Location Address Line 2
SI14	1000	Service Characteristics Qualifier SD Settlement code (Orig only)
SI15	234	Settlement Code IR = Interstate
SI16	1000	Service Characteristics Qualifier LF Line Class code – switching type
SI17	234	SDLC indicator/switching type DROP

- Notes: 1. SI segment with “CN” pair contains “Origination” circuit information.
 2. SI segment with “ES” pair contains “Termination” circuit information.

SI (Service Characteristic ID) Sample:
 SI~TI~ES~123X4501~NP~213~CO~344~SE~AB3245~TL~DALLAS, TX
 76118~99~123 ANY STREET~99~4TH FLOOR|

SV*0200: Monthly Service Charge

<i>Element ID</i>	<i>Data Element</i>	<i>Element Names / Values</i>
SI01	559	Agency Qualifier Code TI Telecommunications Industry
SI02	1000	Service Characteristics Qualifier ES Term exchange Circuit ID
SI03	234	Termination Circuit ID
SI04	1000	Service Characteristics Qualifier NP Terminating NPA code
SI05	234	Termination NPA
SI06	1000	Service Characteristics Qualifier CO Terminating NXX code
SI07	234	Termination NXX
SI08	1000	Service Characteristics Qualifier TL Terminating Location
SI09	234	Termination City, ST, Zip
SI10	1000	Service Characteristics Qualifier 99 Continuation of Termination Loc
SI11	234	Termination Location Address Line 1
SI12	1000	Service Characteristics Qualifier 99 Continuation of Termination Loc
SI13	234	Termination Location Address Line 2

- Notes: 1. SI segment with “CN” pair contains “Origination” circuit information.
 2. SI segment with “ES” pair contains “Termination” circuit information.

PID (Product/Item Description) Sample:

PID~F~~~~CUSTOMER REFERENCE TEXT AND CIRCUIT DESCRIPTION|

<i>Element ID</i>	<i>Data Element</i>	<i>Element Names / Values</i>
PID01	349	Item Description Type F Free-form
PID05	352	Description of circuit / Customer Reference Text

REF (Reference Number) Sample: REF~OW~~DS0 Service|

SV*0200: Monthly Service Charge

<i>Element ID</i>	<i>Data Element</i>	<i>Element Names / Values</i>
REF01	128	Reference Identification Qualifier OW Service Number
REF03	352	Service Type Description

QTY (Quantity) Sample: QTY~01~24~DH|

<i>Element ID</i>	<i>Data Element</i>	<i>Element Names / Values</i>
QTY01	673	Quantity Qualifier 01 Discrete Quantity
QTY02	380	Circuit miles, Line Speed, or quantity
QTY03	355	Unit or Basis of Measure Code DH Miles

NM1 Loop (Service Location) Sample: NM1~C3~2~New York DS1|

<i>Element ID</i>	<i>Data Element</i>	<i>Element Names / Values</i>
NM101	98	Entity Identifier Code C3 Circuit Location Id
NM102	1065	Entity Type Qualifier 2 Non-person Entity
NM103	1035	Circuit Location Name

N3 (Address Information) Sample: N3~123 Any Street~4th Floor Room 100|

<i>Element ID</i>	<i>Data Element</i>	<i>Element Names / Values</i>
N301	166	Circuit Location Address Information
N302	166	Circuit Location Address Information

N4 (Geographic Location) Sample: N4~City~ST~11223|

<i>Element ID</i>	<i>Data Element</i>	<i>Element Names / Values</i>
-------------------	---------------------	-------------------------------

SV*0200: Monthly Service Charge

N401	19	Circuit Location City Name
N402	156	Circuit Location State or Province Code
N403	116	Circuit Location Postal Code

7.2.2 HL6 – Circuit Component, Customer Reference Number, Vendor Order Number, Service Number and/or BAC.)

HL6, sub-category level, is used to group details together by circuit component number and/or BAC.

Structure of HL6 – Circuit Component, circuit component number, Customer Reference Number, Vendor Order Number, Service Number and/or BAC.)

<i>Segment ID</i>	<i>Segment Position</i>	<i>Segment Description</i>	<i>Loop</i>	<i>Max Use</i>	<i>O/M</i>
HL	010	Hierarchical Level	HL5	1	M
LX	020	Sequentially Assigned Number	LX	1	M
SI	030	Service Characteristic	LX	1	M
PID	040	Product/Item Description	LX	200	O
REF	050	Reference Numbers	LX	>1	O
DTM	070	Date / Time Reference	LX	8	O
QTY	090	Quantity	LX/QTY	1	O
SI	100	Service Characteristic	LX/QTY	1	O
NM1	110	Individual or Organization Name	NM1	1	O
N3	120	Address Information	NM1	>1	O
N4	130	Geographic Information	NM1	1	O

SAMPLE MAPPING of HL6 – Circuit Component and/or BAC:

HL~12~1~6~1|
 LX~9|
 SI~TI~CN~CM23X4501~NP~213~CO~344~DE~AB3245~OL~City, TX 76118~99~123 ANY
 STREET~99~4THFLOOR~SD~IR~LF~DROP~SD~IR~LF~DROP~UC~1|
 SI~TI~ES~CC123X4501~NP~213~CO~344~SE~AB3245~TL~DALLAS, TX 76118~99~123 ANY
 STREET~99~4TH FLOOR|
 PID~F~~~~Inter-Office Component||
 REF~OW~PVC~DS0 Service|
 DTM~007~20011223|

SV*0200: Monthly Service Charge

QTY~01~24~DH|
 SI~TI~TE~SILVER CAR|
 NM1~C3~2~New York DS1|

HL (Hierarchical Level) Sample: HL~12~1~6~1|

<i>Element ID</i>	<i>Data Element</i>	<i>Element Names / Values</i>
HL01	628	Hierarchical ID Number
HL02	734	Hierarchical Parent ID Number
HL03	735	Hierarchical Level Code
		6 Sub-Category
HL04	736	Hierarchical Child Code 1 Subordinate HL present

LX (Assigned Number) Sample: LX~9|

<i>Element ID</i>	<i>Data Element</i>	<i>Element Names / Values</i>
LX01	554	Assigned Sequential Number

SI (Service Characteristic ID) Sample:

SI~TI~CN~CM23X4501~NP~213~CO~344~DE~AB3245~OL~City,TX 76118~99~123 ANY
 STREET~99~4THFLOOR~SD~IR~LF~DROP~SD~IR~LF~DROP~UC~1|

<i>Element ID</i>	<i>Data Element</i>	<i>Element Names / Values</i>
SI01	559	Agency Qualifier Code TI Telecommunications Industry
SI02	1000	Service Characteristics Qualifier CN Circuit Number ID
SI03	234	Circuit Number – primary
SI04	1000	Service Characteristics Qualifier NP NPA code
SI05	234	Origination NPA
SI06	1000	Service Characteristics Qualifier CO NXX code
SI07	234	Origination NXX
SI08	1000	Service Characteristics Qualifier DE Originating DLCI code
SI09	234	Origination Data Link Connection ID – DLCI

SV*0200: Monthly Service Charge

SI10	1000	Service Characteristics Qualifier OL Originating Location
SI11	234	Origination City, ST, Zip
SI12	1000	Service Characteristics Qualifier 99 Continuation of Origination Loc
SI13	234	Origination Location Address Line 1
SI14	1000	Service Characteristics Qualifier 99 Continuation of Origination Loc
SI15	234	Origination Location Address Line 2
SI16	1000	Service Characteristics Qualifier SD Settlement code (Orig only)
SI17	234	Settlement Code IR = Interstate
SI18	1000	Service Characteristics Qualifier LF Line Class code – switching type
SI19	234	SDLC indicator/switching type DROP
SI20	1000	Service Characteristics Qualifier UC Component Class of Service
SI21	234	1 = Variable Bit Rate Non Real Time

- Notes: 1. SI segment with “CN” pair contains “Origination” circuit information.
 2. SI segment with “ES” pair contains “Termination” circuit information.

SI (Service Characteristic ID) Sample:

SI~TI~ES~CC123X4501~NP~213~CO~344~SE~AB3245~TL~DALLAS, TX 76118~99~123 ANY STREET~99~4TH FLOOR|

<i>Element ID</i>	<i>Data Element</i>	<i>Element Names / Values</i>
SI01	559	Agency Qualifier Code TI Telecommunications Industry
SI02	1000	Service Characteristics Qualifier ES Term exchange Circuit ID
SI03	234	Termination Circuit ID
SI04	1000	Service Characteristics Qualifier NP Terminating NPA code
SI05	234	Termination NPA
SI06	1000	Service Characteristics Qualifier CO Terminating NXX code
SI07	234	Termination NXX
SI08	1000	Service Characteristics Qualifier SE Terminating DLCI code

SV*0200: Monthly Service Charge

SI09	234	Termination Data Link Connection ID – DLCI
SI10	1000	Service Characteristics Qualifier TL Terminating Location
SI11	234	Termination City, ST, Zip
SI12	1000	Service Characteristics Qualifier 99 Continuation of Termination Loc
SI13	234	Termination Location Address Line 1
SI14	1000	Service Characteristics Qualifier 99 Continuation of Termination Loc
SI15	234	Termination Location Address Line 2

PID (Product/Item Description) Sample: PID~F~~~~Inter-Office Component|

<i>Element ID</i>	<i>Data Element</i>	<i>Element Names / Values</i>
PID01	349	Item Description Type F Free-form
PID05	352	Description of circuit / Customer Reference Text

REF (Reference Number) Sample: REF~OW~PVC~DS0 Service|

<i>Element ID</i>	<i>Data Element</i>	<i>Element Names / Values</i>
REF01	128	Reference Identification Qualifier OW Service Number
REF02	Service ID	Component Type Code
REF03	352	Service Type Description

DTM (Date/Time Reference) Sample: DTM~007~20011223|

<i>Element ID</i>	<i>Data Element</i>	<i>Element Names / Values</i>
DTM01	374	Date/Time Qualifier 007 Effective
DTM02	373	Circuit Effective Date CCYYMMDD format

QTY (Quantity) Sample: QTY~01~24~DH|

SV*0200: Monthly Service Charge

<i>Element ID</i>	<i>Data Element</i>	<i>Element Names / Values</i>
QTY01	673	Quantity Qualifier 01 Discrete Quantity
QTY02	380	Circuit miles, Line Speed, or quantity
QTY03	355	Unit or Basis of Measure Code DH Miles

SI (Service Characteristic ID) Sample: SI~TI~TE~SILVER CAR|

<i>Element ID</i>	<i>Data Element</i>	<i>Element Names / Values</i>
SI01	559	Agency Qualifier Code TI Telecommunications Industry
SI02	1000	Service Characteristics Qualifier TE Transmission Speed
SI03	234	Transmission Speed

NM1 Loop (Service Location) Sample: NM1~C3~2~New York PVC|

<i>Element ID</i>	<i>Data Element</i>	<i>Element Names / Values</i>
NM101	98	Entity Identifier Code
		C3 Circuit Location Id
NM102	1065	Entity Type Qualifier 2 Non-person Entity
NM103	1035	Circuit Location Name

7.2.3 HL7 – Earning Number, WTN, Billing Number, Calling Card, Conference and/or other Billing Information.

HL7, type level, is used to group details together by earning number, WTN, billing number, Calling Card, Conference and/or other Billing Information.

Note on Circuit Number: We are currently presenting the Circuit number at HL5 & HL7. Please create your data maps to use HL5 only for the Circuit numbers. In the future we plan to remove the Circuit Number from HL7 and only provide in HL5.

SV*0200: Monthly Service Charge

Segment ID	Segment Position	Segment Description	Loop	Max Use	O/M
HL	010	Hierarchical Level	HL7	1	M
LX	020	Sequentially Assigned Number	LX	1	M
SI	030	Service Characteristic	LX	1	M
PID	040	Product/Item Description	LX	200	O
REF	050	Reference Identification	LX	>1	O
DTM	070	Date/Time Reference	LX	8	O
QTY	090	Quantity	LX/QTY	1	O
NM1	110	Individual or Organization Name	NM1	1	O
N2	120	Additional Name Information	NM1	1	O
N3	130	Address Information	NM1	>1	O
N4	140	Geographic Information	NM1	1	O
PER	160	Administrative Communications Contact	NM1	>1	O

SAMPLE MAPPING HL7 – Earning #, WTN and/or Billing #:

HL~5~4~7~1|
 LX~2|
 SI~TI~EN~4107529999~TN~4107529999647~BN~000614899992|
 NM1~77~2~BUILDING 1|
 N3~12 FIRST STREET|
 N3~2 FLOOR|
 N4~YOUR CITY~NY~33333|

HL (Hierarchical Level) Sample: HL~4~1~7~1|

Element ID	Data Element	Element Names / Values
HL01	628	Hierarchical ID Number
HL02	734	Hierarchical Parent ID Number
HL03	735	Hierarchical Level Code 7 = Type
HL04	736	Hierarchical Child Code 1 = Subordinate Segments

LX (Assigned Number) Sample: LX~2|

SV*0200: Monthly Service Charge

<i>Element ID</i>	<i>Data Element</i>	<i>Element Names / Values</i>
LX01	554	Sequentially Assigned Number

SI (Service Characteristic ID) Sample:

SI-TI~EN~4107529999~TN~4107529999647~BN~000614899992|

<i>Element ID</i>	<i>Data Element</i>	<i>Element Names / Values</i>
SI01	559	Agency Qualifier Code TI = Telecommunications Ind.
SI02	1000	Service Characteristics Qualifier \$ EN = Earning Number
SI03	234	Product/Service ID 4107529999 = WTN that generated the charge
SI04	1000	Service Characteristics Qualifier \$ TN = Telephone Number
SI05	234	Product/Service ID 4107529999647 = Associated Billing Number (A telephone number associated with the account number being billed)
SI06	1000	Service Characteristics Qualifier \$ BN = Billing Number
SI07	234	Product/Service ID 000614899992 = Billing Number (account number being billed for the charge)

\$ Refer to Additional Code Lists Used by OBF/ETB (Section 10.4) for values associated with DE 1000.

NM1 Loop (Service Location) Sample: NM1~77~2~BUILDING 1|

<i>Element ID</i>	<i>Data Element</i>	<i>Element Names / Values</i>
NM101	98	Entity Identification Code 77 = Service Location
NM102	1065	Entity Type Qualifier 2 = Non-Person Entity
NM103	1035	Name Building 1 = Name of Service Location

N3 (Address Information) Sample: N3~12 FIRST STREET|
 N3~2 FLOOR|

SV*0200: Monthly Service Charge

<i>Element ID</i>	<i>Data Element</i>	<i>Element Names / Values</i>
N301	166	Address Information 12 FIRST STREET = First line of address 2 FLOOR = Second line of address

N4 (Geographic Location) Sample: N4~YOUR CITY~NY~33333|

<i>Element ID</i>	<i>Data Element</i>	<i>Element Names / Values</i>
N401	19	City YOUR CITY = City of address
N402	156	State NY = Sate of address
N403	116	Postal Code 33333 = Zip Code of address

7.2.4 SV~0110: Recurring

Recurring Details (SV~0110) is used to provide the monthly charges on the ARBOR, IBRS, IX Plus and Vision bills. Recurring Details are essentially the same as the Monthly Service Charge details, except the IT1 at HL4 contains 0110. See paragraph 7.2.5 for specific details of segments used and samples.

7.2.5 SV~0200: Monthly Service Charge

Monthly Service Charge details represents the recurring service and product charges (USOC, ISOC or POE). This information is presented using HL 5, 6 and 7 for grouping related detail items and HL 8 for each individual detail item. HL 5, Category, is used to group charges by Switchboard/PBX/SYS Account Code(s) and Centrex Location or Location Group as applicable. HL 6, Sub-category, is used to group data by Billing Agency Code (department number). HL 7, Type, is used to group data by Telephone/Circuit Number.

The SLN06 element contains the cost of the detail item. The sum of all SLN06 amounts equals the IT104 amount for Monthly Service (IT107 = 0200). This permits the user to verify the IT104 amount for Monthly Services.

Structure of Monthly Service Charge Details:

<i>Segment ID</i>	<i>Segment Position</i>	<i>Segment Description</i>	<i>Loop</i>	<i>Max Use</i>	<i>O/M</i>
HL	010	Hierarchical Level	HL5	1	M
~	N/A	For list of segments used at HL4, see the HL4 section of this guide	N/A	N/A	N/A
HL	010	Hierarchical Level	HL6	1	M

SV*0200: Monthly Service Charge

~	N/A	For list of segments used at HL5, see the HL5 section of this guide	N/A	N/A	N/A
HL	010	Hierarchical Level	HL7	1	M
~	N/A	For list of segments used at HL7, see the HL7 section of this guide	N/A	N/A	N/A
HL	010	Hierarchical Level	HL8	1	M
SLN	390	Subline Item Detail	SLN	>1	M
SI	400	Service Characteristic	SLN	>1	M
PID	410	Product/Item Description	SLN	200	O
CUR	420	Currency	SLN	1	O
INC	430	Installment Information	SLN	>1	O
ITA	440	Allowance, Charge or Service	SLN	10	O
TXI	450	Tax Information	SLN	>1	O
REF	460	Reference Numbers	SLN	1	O
DTM	480	Date / Time Reference	SLN	>1	O
QTY	510	Quantity	SLN/QTY	1	O
SI	520	Service Characteristic Identification		1	O

SAMPLE MAPPING of Monthly Service Charge Details:

HL~2~1~4~1|
 IT1~~1~M4~40.68~~SV~0200~ZZ~1|
 HL~3~2~5~1|
 LX~1|
 SI~TI~SW~A~CX~00121|
 HL~4~3~6~1|
 LX~2|
 REF~CR~00046|
 HL~5~4~7~1|
 LX~3|
 SI~TI~EN~4107529999~TN~4107529999647~BN~000614899992|
 NM1~77~2~BUILDING 1|
 N3~12 FIRST STREET|
 N3~2 FLOOR|
 N4~YOUR CITY~NY~33333|
 HL~5~4~8~0|
 SLN~1~~|~1~M4~12.77~~O|
 SI~TI~SC~00000906|
 PID~X~ZZ~AS~SC~ call waiting|
 REF~SE~A|
 DTM~007~19930510|
 SLN~2~~|~1~M4~2.01~~O|
 SI~TI~SC~00001061|
 PID~X~ZZ~AS~SC~Item Description|

SV*0200: Monthly Service Charge

REF~OW~855573928|
 DTM~007~20040217|
 SLN~3~I~1~M4~5.92~O|
 SI~TI~SC~00000087|
 PID~X~ZZ~AS~SC~Item Description|
 TXI~FD~1|
 REF~SE~A|
 DTM~007~19930510|

HL (Hierarchical Level) Sample: HL~3~2~5~1|

<i>Element ID</i>	<i>Data Element</i>	<i>Element Names / Values</i>
HL01	628	Hierarchical ID Number
HL02	734	Hierarchical Parent ID Number
HL03	735	Hierarchical Level Code 5 = Category
HL04	736	Hierarchical Child Code 1 = Subordinate Segments

LX (Assigned Number) Sample: LX~1|

<i>Element ID</i>	<i>Data Element</i>	<i>Element Names / Values</i>
LX01	554	Sequentially Assigned Number

SI (Service Characteristic Identification) Sample: SI~TI~SW~A~CX~00121|

<i>Element ID</i>	<i>Data Element</i>	<i>Element Names / Values</i>
SI01	559	Agency Qualifier Code TI = Telecommunications Ind.
SI02	1000	Service Characteristics Qualifier \$ SW = Switchboard Code
SI03	234	Product/Service ID A = PBX/SYS Account Code
SI04	1000	Service Characteristics Qualifier CX = Centrex Location
SI05	234	Product/Service ID 00121 = Centrex Location/Location Group

\$ Refer to Additional Code Lists Used by OBF/ETB (Section 10.4) for values associated with DE 1000.

HL (Hierarchical Level) Sample: HL~4~3~6~1|

SV*0200: Monthly Service Charge

<i>Element ID</i>	<i>Data Element</i>	<i>Element Names / Values</i>
HL01	628	Hierarchical ID Number
HL02	734	Hierarchical Parent ID Number
HL03	735	Hierarchical Level Code 6 = Sub-category
HL04	736	Hierarchical Child Code 1 = Subordinate Segments

LX (Assigned Number) Sample: LX~2|

<i>Element ID</i>	<i>Data Element</i>	<i>Element Names / Values</i>
LX01	554	Sequentially Assigned Number

REF (Reference Number) Sample: REF~CR~00046|

<i>Element ID</i>	<i>Data Element</i>	<i>Element Names / Values</i>
REF01	128	Reference Number Qualifier CR = Customer Reference Number
REF02	127	Reference Number = 00046

HL (Hierarchical Level) Sample: HL~5~4~7~0|

<i>Element ID</i>	<i>Data Element</i>	<i>Element Names / Values</i>
HL01	628	Hierarchical ID Number
HL02	734	Hierarchical Parent ID Number
HL03	735	Hierarchical Level Code 7 = Type
HL04	736	Hierarchical Child Code 0 = No Subordinate Segments

LX (Assigned Number) Sample:

LX~3|

<i>Element ID</i>	<i>Data Element</i>	<i>Element Names / Values</i>
LX01	554	Sequentially Assigned Number

SV*0200: Monthly Service Charge

SI (Service Characteristic Identification) Sample:

SI-TI~EN~4107529999~TN~4107529999647~BN~000614899992|

<i>Element ID</i>	<i>Data Element</i>	<i>Element Names / Values</i>
SI01	559	Agency Qualifier Code TI = Telecommunications Ind.
SI02	1000	Service Characteristics Qualifier \$ EN = Earning Number
SI03	234	Product/Service ID 4107529999 = WTN that generated the charge
SI04	1000	Service Characteristics Qualifier \$ TN = Telephone Number
SI05	234	Product/Service ID
		4107529999647 = Associated Billing Number (A telephone number associated with the account number being billed)
SI06	1000	Service Characteristics Qualifier \$ BN = Billing Number
SI07	234	Product/Service ID 000614899992 = Billing Number (account number being billed for the charge)

\$ Refer to Additional Code Lists Used by OBF/ETB (Section 10.4) for values associated with DE 1000.

NM1 Loop (Service Location) Sample: NM1~77~2~BUILDING 1|

<i>Element ID</i>	<i>Data Element</i>	<i>Element Names / Values</i>
NM101	98	Entity Identification Code 77 = Service Location
NM102	1065	Entity Type Qualifier 2 = Non-Person Entity
NM103	1035	Name Building 1 = Name of Service Location

N3 (Address Information) Sample: N3~12 FIRST STREET|
 N3~2 FLOOR|

<i>Element ID</i>	<i>Data Element</i>	<i>Element Names / Values</i>
N301	166	Address Information 12 FIRST STREET = First line of address 2 FLOOR = Second line of address

N4 (Geographic Location) Sample: N4~YOUR CITY~NY~33333|

SV*0200: Monthly Service Charge

<i>Element ID</i>	<i>Data Element</i>	<i>Element Names / Values</i>
N401	19	City YOUR CITY = City of address
N402	156	State NY = Sate of address
N403	116	Postal Code 33333 = Zip Code of address

HL (Hierarchical Level) Sample: HL~5~4~8~0|

<i>Element ID</i>	<i>Data Element</i>	<i>Element Names / Values</i>
HL01	628	Hierarchical ID Number
HL02	734	Hierarchical Parent ID Number
HL03	735	Hierarchical Level Code 8 = Charge Detail
HL04	736	Hierarchical Child Code 0 = No Subordinate Segments

SLN (Subline Item Detail) Sample: SLN~1~~|~1~M4~12.77~~O|

<i>Element ID</i>	<i>Data Element</i>	<i>Element Names / Values</i>
SLN01	350	Identification Number = Sequentially Assigned Number
SLN03	662	Relationship Code I = Included
SLN04	380	Quantity = 1
SLN05	355	Unit of Measurement Code M4 = Monetary Value
SLN06	212	Unit Price 12.77 = Dollars/Cents #
SLN08	662	Relationship Code O = Information Only

Included in IT104 amount.

SI (Service Characteristic Identification) Sample: SI~T1~SC~00000906|

<i>Element ID</i>	<i>Data Element</i>	<i>Element Names / Values</i>
SI01	559	Agency Qualifier Code T1 = Telecommunications Ind.

SV*0200: Monthly Service Charge

SI02	1000	Service Characteristics Qualifier \$ SC = Service Category Code
SI03	234	Product/Service ID @ % 00000906 = Product Offering Element

\$ Refer to Additional Code Lists Used by OBF/ETB (Section 10.4) for values associated with DE 1000.

@ Product/Service ID associated with Service Category "SC" may be a USOC or ISOC (maximum of five characters) or a locally defined field. expressTRAK will populate this element with values for Product Offering Element (POE) at eight positions long.

Example: Product Offering Element could be 00000906 for *call waiting*.
 The description is in the PID in this SLN loop

PID (Product/Item Description) Sample: PID~X~ZZ~AS~SC~ call waiting|

Element ID	Data Element	Element Names / Values
PID01	349	Item Description Code X = Semi-Structured (Code & Text)
PID02	750	Product/Process Characteristic Code ZZ = Mutually Defined
PID03	559	Agency Qualifier Code AS = Assigned by Seller
PID04	751	Product Description Code SC Service Category Code
PID05	352	Description Call waiting = Description of SLN Charge

REF (Reference Number) Sample: REF~SE~A|

Element ID	Data Element	Element Names / Values
REF01	128	Reference Number Qualifier SE = Serial Number
REF02	127	Reference Number = Serial Number = A

DTM (Date/Time Reference) Sample: DTM~007~19930510|

Element ID	Data Element	Element Names / Values
DTM01	374	Date/Time Qualifier 007 = Effective
DTM02	373	Date = CCYYMMDD

SLN (Subline Item Detail) Sample: SLN~2~~|~1~M4~2.01~~O|

SV*0200: Monthly Service Charge

<i>Element ID</i>	<i>Data Element</i>	<i>Element Names / Values</i>
SLN01	350	Identification Assigned = Sequentially Assigned Number
SLN03	661	Relationship Code I = Included
SLN04	380	Quantity = 1
SLN05	355	Unit of Measurement Code M4 = Monetary Value
SLN06	212	Unit Price # 2.01 = Dollars/Cents
SLN08	662	Relationship Code O = Information Only

Included in IT104 amount.

SI (Service Characteristic Identification) Sample: SI~TI~SC~00001061|

<i>Element ID</i>	<i>Data Element</i>	<i>Element Names / Values</i>
SI01	559	Agency Qualifier Code TI = Telecommunications Ind.
SI02	1000	Service Characteristics Qualifier \$ SC = Service Category Code
SI03	234	Product/Service ID @ 00001061 = Product Offering Element

\$ Refer to Additional Code Lists Used by OBF/ETB (Section 10.4) for values associated with DE 1000.

@ Product/Service ID associated with Service Category "SC" may be a USOC or ISOC (maximum of five characters) or a locally defined field. Only available with expressTRAK, Verizon will populate this element with values for Product Offering Element (POE). This item is eight (8) characters. Example: Product Offering Element could be *call waiting*.

PID (Product/Item Description) Sample: PID~F~~AS~00001061~Item Description|

<i>Element ID</i>	<i>Data Element</i>	<i>Element Names / Values</i>
PID01	349	Item Description Code X = Semi-Structured (Code & Text)
PID02	750	Product/Process Characteristic Code ZZ = Mutually Defined
PID03	559	Agency Qualifier Code AS = Assigned by Seller
PID04	751	Product Description Code SC Service Category Code
PID05	352	Description Item Description = Description of SLN Charge

SV*0200: Monthly Service Charge

REF (Reference Number) Sample: REF~OW~855573928|

Element ID	Data Element	Element Names / Values
REF01	128	Reference Number Qualifier OW = Serial Number
REF02	127	Reference Number 855573928 = Last Service Order Number

DTM (Date/Time Reference) Sample: DTM~007~20040217|

Element ID	Data Element	Element Names / Values
DTM01	374	Date/Time Qualifier 007 = Effective
DTM02	373	Date = CCYYMMDD

SLN (Subline Item Detail) Sample: SLN~3~~|~1~M4~5.92~~O|

Element ID	Data Element	Element Names / Values
SLN01	350	Identification Assigned = Sequentially Assigned Number
SLN03	661	Relationship Code I = Included
SLN04	380	Quantity = 1
SLN05	355	Unit of Measurement Code M4 = Monetary Value
SLN06	212	Unit Price # 5.92 = Dollars/Cents
SLN08	662	Relationship Code O = Information Only

Included in IT104 amount.

SI (Service Characteristic Identification) Sample: SI~TI~SC~00000087|

Element ID	Data Element	Element Names / Values
SI01	559	Agency Qualifier Code TI = Telecommunications Ind.
SI02	1000	Service Characteristics Qualifier \$ SC = Service Category Code
SI03	234	Product/Service ID 00000087 = Product Offering Element

\$ Refer to Additional Code Lists Used by OBF/ETB (Section 10.4) for values associated with DE 1000.

SV*0200: Monthly Service Charge

@ Product/Service ID associated with Service Category “SC” may be a USOC or ISOC (maximum of five characters) or a locally defined field. Only available with expressTRAK, Verizon will populate this element with values for Product Offering Element (POE). This item is eight (8) characters. Example: Product Offering Element could be *call waiting*.

PID (Product/Item Description) Sample: PID~X~ZZ~AS~SC~Item Description|

<i>Element ID</i>	<i>Data Element</i>	<i>Element Names / Values</i>
PID01	349	Item Description Code X = Semi-Structured (Code & Text)
PID02	750	Product/Process Characteristic Code ZZ = Mutually Defined
PID03	559	Agency Qualifier Code AS = Assigned by Seller
PID04	751	Product Description Code SC Service Category Code
PID05	352	Description Item Description = Description of SLN Charge

TXI (Tax Information) Sample: TXI~FD~~~~~1|

<i>Element ID</i>	<i>Data Element</i>	<i>Element Names / Values</i>
TXI01	963	Tax Type Code FD = Federal Tax
TXI06	441	Tax Exempt Code 1 = Tax Exempt

REF (Reference Number) Sample: REF~SE~A|

<i>Element ID</i>	<i>Data Element</i>	<i>Element Names / Values</i>
REF01	128	Reference Number Qualifier SE = Serial Number
REF02	127	Reference Number = Serial Number = A

DTM (Date/Time Reference) Sample: DTM~007~19930510|

<i>Element ID</i>	<i>Data Element</i>	<i>Element Names / Values</i>
DTM01	374	Date/Time Qualifier 007 = Effective
DTM02	373	Date = CCYYMMDD

7.2.5.1 Centrex Addendum to SV~0200 (IT107 = 0200 and (SLN10 = 220 or 225))

Centrex Summary Charges are only provided to Verizon South Legacy system Centrex customers in Pennsylvania and Delaware.

Centrex Summary information is provided by Account and Location using HL 8, Charge Detail, for each individual detail item. The Account summary contains the number of centrex lines and total amount for those lines. The Location summary contains the number of centrex lines assessed a mileage charge and the total amount for those lines.

The SLN06 element contains the cost of the detail item. The sum of all SLN06 amounts equals the IT104 amount for Monthly Service (IT107 = 0200). This permits the user to verify the IT104 amount for Monthly Services.

Structure of Centrex Summary:

Segment ID	Segment Position	Segment Description	Loop	Max Use	O/M
HL	10	Hierarchical Level	HL8	1	M
SLN	390	Subline Item Detail	SLN	>1	M
SI	400	Service Characteristic	LX	>1	M
QTY	510	Quantity	SLN/QTY	>1	O

SAMPLE CENTREX MAPPING:

HL~5~1~8~0|
 SLN~1~1~1~M4~1657.75~~O~SV~0220|
 QTY~01~108~AL|
 HL~6~1~8~0|
 SLN~2~1~1~M4~1400.5~~O~SV~0225|
 QTY~01~3~AL|
 QTY~94~9~DH|
 HL~7~1~8~0|
 SLN~3~1~1~M4~257.25~~O~SV~0225|
 SI~TI~SC~RM24K|
 QTY~01~3~AL|
 QTY~94~9~DH|

HL (Hierarchical Level) Sample: HL~5~1~8~0|

Element ID	Data Element	Element Names / Values
HL01	628	Hierarchical ID Number
HL02	734	Hierarchical Parent ID Number

HL03	735	Hierarchical Level Code 8 = Charge Detail
HL04	736	Hierarchical Child Code 0 = No Subordinate Segments

SLN (Subline Item Detail) Sample: SLN~1~~I~1~M4~1657.75~~O~SV~0220|

<i>Element ID</i>	<i>Data Element</i>	<i>Element Names / Values</i>
SLN01	350	Identification Number = Sequentially Assigned Number
SLN03	662	Relationship Code I = Included
SLN04	380	Quantity = 1
SLN05	355	Unit of Measurement Code M4 = Monetary Value
SLN06	212	Unit Price = 1657.75 #
SLN08	662	Relationship Code O = Information Only
SLN09	235	Product/Service ID Qualifier SV = Service Rendered
SLN10	234	Product/Service ID 0220 = Summary Charge

Included in IT104 amount.

QTY (Quantity) Sample: QTY~01~108~AL|

<i>Element ID</i>	<i>Data Element</i>	<i>Element Names / Values</i>
QTY01	673	Quantity Identifier 01 = Discrete Quantity
QTY02	380	Quantity = 108
QTY03	355	Unit or Basis for Measurement Code AL = Access Lines

HL (Hierarchical Level) Sample: HL~6~1~8~0|

<i>Element ID</i>	<i>Data Element</i>	<i>Element Names / Values</i>
HL01	628	Hierarchical ID Number
HL02	734	Hierarchical Parent ID Number

HL03	735	Hierarchical Level Code 8 = Charge Detail
HL04	736	Hierarchical Child Code 0 = No Subordinate Segments

SLN (Subline Item Detail) Sample: SLN~2~~|~1~M4~1400.5~~O~SV~0225|

<i>Element ID</i>	<i>Data Element</i>	<i>Element Names / Values</i>
SLN01	350	Identification Number = Sequentially Assigned Number
SLN03	662	Relationship Code I = Included
SLN04	380	Quantity = 1
SLN05	355	Unit of Measurement Code M4 = Monetary Value
SLN06	212	Unit Price = 1400.50 #
SLN08	662	Relationship Code O = Information Only
SLN09	235	Product/Service ID Qualifier SV = Service Rendered
SLN10	234	Product/Service ID 0225 = Mileage Charge

Included in IT104 amount.

QTY (Quantity) Sample: QTY~01~3~AL|
 QTY~94~9~DH|

<i>Element ID</i>	<i>Data Element</i>	<i>Element Names / Values</i>
QTY01	673	Quantity Identifier 01 = Discrete Quantity 94 = Billable Quantity
QTY02	380	Quantity = 3 = 9
QTY03	355	Unit or Basis for Measurement Code AL = Access Lines DH = Miles

HL (Hierarchical Level) Sample: HL~7~1~8~0|

<i>Element ID</i>	<i>Data Element</i>	<i>Element Names / Values</i>
-------------------	---------------------	-------------------------------

HL01	628	Hierarchical ID Number
HL02	734	Hierarchical Parent ID Number
HL03	735	Hierarchical Level Code 8 = Charge Detail
HL04	736	Hierarchical Child Code 0 = No Subordinate Segments

SLN (Subline Item Detail) Sample: SLN~3~-I~1~M4~257.25~-O~SV~0225|

<i>Element ID</i>	<i>Data Element</i>	<i>Element Names / Values</i>
SLN01	350	Identification Number = Sequentially Assigned Number
SLN03	662	Relationship Code I = Included
SLN04	380	Quantity = 1
SLN05	355	Unit of Measurement Code M4 = Monetary Value
SLN06	212	Unit Price = 257.25 #
SLN08	662	Relationship Code O = Information Only
SLN09	235	Product/Service ID Qualifier SV = Service Rendered
SLN10	234	Product/Service ID 0225 = Mileage Charge

Included in IT104 amount.

SI (Service Characteristic Identification) Sample: SI~TI~SC~RM24K|

<i>Element ID</i>	<i>Data Element</i>	<i>Element Names / Values</i>
SI01	559	Agency Qualifier Code TI = Telecommunications Ind.
SI02	1000	Service Characteristics Qualifier \$ SC = Service Category Code
SI03	234	Product/Service ID RM24K = USOC

\$ Refer to Additional Code Lists Used by OBF/ETB (Section 10.4) for values associated with DE 1000.

QTY (Quantity) Sample: QTY~01~3~AL|
 QTY~94~9~DH|

<i>Element ID</i>	<i>Data Element</i>	<i>Element Names / Values</i>
QTY01	673	Quantity Identifier 01 = Discrete Quantity 94 = Billable Quantity
QTY02	380	Quantity = 3 = 9
QTY03	355	Unit or Basis for Measurement Code AL = Access Lines DH = Miles

7.2.6 SV~0305: Service and Equipment Information

Service and Equipment Information Details (SV~0305) is used to provide the monthly charges on CABS bills. Service and Equipment Information Details are essentially the same as the Monthly Service Charge details, except the IT1 at HL4 contains 0305. See paragraph 7.2.5 for specific details of segments used and samples.

7.2.7 SV~0400: Other Charges & Credits /Additions & Changes

Additions & Changes (OC&C) represent one-time charges and credits in addition to fractional charges and credits. Additions & Changes Detail is the term used with Verizon expressTRAK while the Verizon Legacy systems still use the term Other Charges & Credits (OC&C).

The information is presented using HL 5, 6, and 7 for grouping related detail items and HL 8 for each individual detail item. HL 5, Category, is used to group charges by Switchboard Code (PBX Code, SYS Account Code) and Centrex Location/Location Group where applicable. HL 6, Sub-category, is used to group data by Billing Agency Code (department number) and Service Order Number. HL 7 is used to group data by Telephone/Circuit Number.

The SLN06 element contains the cost of the detail item. The sum of all SLN06 amounts, plus all ITA 07 amounts (see **NOTE** below), equal the IT104 amount for Additions and Changes Detail IT107 = 0400. This allows the user to verify the IT104 amount for Additions and Changes.

NOTE: Due to Legacy Verizon South system constraints, Late Payment Charges may continue to appear in Additions & Changes (OC&C) until conversion to expressTRAK and the ITA07 would contain the Late Payment Charge amount.

Structure of Additions & Changes Detail:

<i>Segment ID</i>	<i>Position</i>	<i>Segment Description</i>	<i>Loop</i>	<i>Max Use</i>	<i>O/M</i>
HL	010	Hierarchical Level	HL4	1	M

*	N/A	For list of segments used at HL4, see the HL4 section of this guide	N/A	N/A	N/A
HL	010	Hierarchical Level	HL5	1	M
*	N/A	For list of segments used at HL5, see the HL5 section of this guide	N/A	N/A	N/A
HL	010	Hierarchical Level	HL6	1	M
*	N/A	For list of segments used at HL6, see the HL6 section of this guide	N/A	N/A	N/A
HL	010	Hierarchical Level	HL7	1	M
*	N/A	For list of segments used at HL7, see the HL7 section of this guide	N/A	N/A	N/A
HL	010	Hierarchical Level	HL8	1	M
SLN	390	Subline Item Detail	SLN	>1	M
SI	400	Service Characteristic	SLN	>1	M
PID	410	Product/Item Description	SLN	200	O
INC	430	Installment Information	SLN	1	O
ITA	440	Allowance, Charge or Service	SLN	1	O
TXI	450	Tax Information	SLN	>1	O
REF	460	Reference Numbers	SLN	1	O
DTM	480	Date / Time Reference	SLN	>1	O
AMT	490	Monetary Amount	SLN	1	O
QTY	510	Quantity	SLN/QTY	1	O

SAMPLE MAPPING of Additions & Changes Detail:

HL~2~1~4~1|
 IT1~~1~M4~-2.32~~SV~0400~ZZ~2|
 HL~3~2~5~1|
 LX~1|
 SI~TI~SW~A~CX~00121|
 HL~4~3~6~1|
 LX~2|
 REF~CR~00046|
 REF~VN~0C123456789|
 HL~5~4~7~1|
 LX~3|
 SI~TI~TN~ 2155551000|
 HL~6~5~8~0|
 SLN~270~~|~1~M4~37.5~~|
 SI~TI~OD~00000051083~OC~H01|
 PID~F~~~~Item Description line 1|

PID~F~~~~Item Description line 2|
 PID~F~~~~Item Description line 3|
 DTM~007~19990525|
 SLN~271~~|~1~M4~2.4~~|
 SI~TI~OD~00300003079~OC~C01~SC~00003079~SA~A|
 PID~F~~~~Item Description|
 TXI~ST~~~~~1|
 REF~PO~123456|
 DTM~150~19990526|
 DTM~151~19990602|
 AMT~AP~5|
 QTY~94~1|

HL (Hierarchical Level) Sample: HL~3~2~5~1|

<i>Element ID</i>	<i>Data Element</i>	<i>Element Names / Values</i>
HL01	628	Hierarchical ID Number
HL02	734	Hierarchical Parent ID Number
HL03	735	Hierarchical Level Code 5 = Category
HL04	736	Hierarchical Child Code 1 = Subordinate Segments

LX (Assigned Number) Sample: LX~1|

<i>Element ID</i>	<i>Data Element</i>	<i>Element Names / Values</i>
LX01	554	Sequentially Assigned Number

SI (Service Characteristic Identification) Sample: SI~TI~SW~A~CX~00121|

<i>Element ID</i>	<i>Data Element</i>	<i>Element Names / Values</i>
SI01	559	Agency Qualifier Code TI = Telecommunications Ind.
SI02	1000	Service Characteristics Qualifier \$ SW = Switchboard Code
SI03	234	Product/Service ID A = PBX/SYS Account Code
SI04	1000	Service Characteristics Qualifier CX = Centrex Location
SI05	234	Product/Service ID 00121 = Centrex Location/Location Group

\$ Refer to Additional Code Lists Used by OBF/ETB (Section 10.4) for values associated with DE 1000.

HL (Hierarchical Level) Sample: HL~4~3~6~1|

<i>Element ID</i>	<i>Data Element</i>	<i>Element Names / Values</i>
HL01	628	Hierarchical ID Number
HL02	734	Hierarchical Parent ID Number
HL03	735	Hierarchical Level Code 6 = Sub-category
HL04	736	Hierarchical Child Code 1 = Subordinate Segments

LX (Assigned Number) Sample: LX~2|

<i>Element ID</i>	<i>Data Element</i>	<i>Element Names / Values</i>
LX01	554	Sequentially Assigned Number

REF (Reference Number) Sample: REF~CR~00046|

<i>Element ID</i>	<i>Data Element</i>	<i>Element Names / Values</i>
REF01	128	Reference Number Qualifier CR = Customer Reference Number
REF02	127	Reference Number 00046 = Department Number

REF (Reference Number) Sample: REF~VN~0C123456789|

<i>Element ID</i>	<i>Data Element</i>	<i>Element Names / Values</i>
REF01	128	Reference Number Qualifier VN = Vendor Order Number
REF02	127	Reference Number 0C123456789 = Vendor Order Number

HL (Hierarchical Level) Sample: HL~5~4~7~1|

<i>Element ID</i>	<i>Data Element</i>	<i>Element Names / Values</i>
HL01	628	Hierarchical ID Number

HL02	734	Hierarchical Parent ID Number
HL03	735	Hierarchical Level Code 7 = Type
HL04	736	Hierarchical Child Code 1 = Subordinate Segments

LX (Assigned Number) Sample: LX~3|

<i>Element ID</i>	<i>Data Element</i>	<i>Element Names / Values</i>
LX01	554	Sequentially Assigned Number

SI (Service Characteristic Identification) Sample: SI~TI~TN~2155551000|

<i>Element ID</i>	<i>Data Element</i>	<i>Element Names / Values</i>
SI01	559	Agency Qualifier Code TI = Telecommunications Ind.
SI02	1000	Service Characteristics Qualifier \$ TN = Telephone Number
SI03	234	Product/Service ID 215 555-1000 = Telephone Number

\$ Refer to Additional Code Lists Used by OBF/ETB (Section 10.4) for values associated with DE 1000.

HL (Hierarchical Level) Sample: HL~6~5~8~0|

<i>Element ID</i>	<i>Data Element</i>	<i>Element Names / Values</i>
HL01	628	Hierarchical ID Number
HL02	734	Hierarchical Parent ID Number
HL03	735	Hierarchical Level Code 8 = Charge Detail
HL04	736	Hierarchical Child Code 0 = No Subordinate Segments

SLN (Subline Item Detail) Sample: SLN~270~~|~1~M4~37.5~~|

<i>Element ID</i>	<i>Data Element</i>	<i>Element Names / Values</i>
SLN01	350	Assigned Identification

SLN03	662	Relationship Code I = Included
SLN04	380	Quantity = 1
SLN05	355	Unit or Basis for Measurement Code M4 = Monetary Value
SLN06	212	Unit Price # 37.50 = Dollars/Cents
SLN08	662	Relationship Code I = Included

Included in IT104 amount.

SI (Service Characteristic Identification) Sample: SI~TI~OD~0000051083~OC~H01|

<i>Element ID</i>	<i>Data Element</i>	<i>Element Names / Values</i>
SI01	559	Agency Qualifier Code TI = Telecommunications Ind.
SI02	1000	Service Characteristics Qualifier OD = Description Code
SI03	234	Product/Service ID % 0000051083 = Verizon Description Code Value = "Line Connection Charge – Per Line"
SI04	1000	Service Characteristics Qualifier \$ OC = Category Code
SI05	234	Product/Service ID H01 = Non-Recurring Charge or Credit

\$ Refer to Additional Code Lists Used by OBF/ETB (Section 10.4) for values associated with DE 1000.

PID (Product/Item Description) Sample: PID~F~~~~Item Description line 1|
 PID~F~~~~Item Description line 2|
 PID~F~~~~Item Description line 3|

<i>Element ID</i>	<i>Data Element</i>	<i>Element Names / Values</i>
PID01	349	Item Description Type F = Free Form
PID05	352	Description Item Description Line 1 = Description of SLN Charge Item Description Line 2 = Continuation of Description Item Description Line 3 = Continuation of Description

DTM (Date/Time Reference) Sample: DTM~007~19990525|

<i>Element ID</i>	<i>Data Element</i>	<i>Element Names / Values</i>
DTM01	374	Date/Time Qualifier 007 = Effective Date
DTM02	373	Date = Service Period Start = CCYYMMDD

SLN (Subline Item Detail) Sample: SLN~271~~|~1~M4~2.4~~|

<i>Element ID</i>	<i>Data Element</i>	<i>Element Names / Values</i>
SLN01	350	Assigned Identification
SLN03	662	Relationship Code I = Included
SLN04	380	Quantity = 1
SLN05	355	Unit or Basis for Measurement Code M4 = Monetary Value
SLN06	212	Unit Price # 2.40 = Dollars/Cents
SLN08	662	Relationship Code I = Included

Included in IT104 amount.

SI (Service Characteristic Identification) Sample:

SI~TI~OD~00300003079~OC~C01~SC~00003079~SA~A|

<i>Element ID</i>	<i>Data Element</i>	<i>Element Names / Values</i>
SI01	559	Agency Qualifier Code TI = Telecommunications Ind.
SI02	1000	Service Characteristics Qualifier OD = Description Code
SI03	234	Product/Service ID % 00300003079 = Verizon Description Code Value = "Key Connections–Business Volume Discount Plan"
SI04	1000	Service Characteristics Qualifier \$ OC = Category Code
SI05	234	Product/Service ID C01 = Monthly Recurring Changes
SI06	1000	Service Characteristics Qualifier SC = Service Category Code
SI07	234	Product/Service ID @ 00003079 = Product Offering Element
SI08	1000	Service Characteristics Qualifier SA = Service Activity Code

SI09	234	Product/Service ID A = Add
------	-----	-------------------------------

\$ Refer to Additional Code Lists Used by OBF/ETB (Section 10.4) for values associated with DE 1000.

@ Product/Service ID associated with Service Category “SC” may be a USOC or ISOC (maximum of five characters) or a locally defined field. Only available with expressTRAK, Verizon will populate this element with values for Product Offering Element (POE). This item is eight (8) characters. Example: Product Offering Element could be *call waiting*.

PID (Product/Item Description) Sample: PID~F~~~~Item Description line 1|

Element ID	Data Element	Element Names / Values
PID01	349	Item Description Type F = Free Form
PID05	352	Description Item Description = Description of SLN Charge

TXI (Tax Information) Sample: TXI~ST~~~~1|

Element ID	Data Element	Element Names / Values
TXI01	963	Tax Type Code ST = State Sales Tax
TXI06	441	Tax Exempt Code 1 = Tax Exempt

REF (Reference Number) Sample: REF~PO~123456|

Element ID	Data Element	Element Names / Values
REF01	128	Reference Number Qualifier PO = Purchase Order Number
REF02	127	Reference Number 123456 = Purchase Order Number

DTM (Date/Time Reference) Sample: DTM~150~19990526|
 DTM~151~19990602|

Element ID	Data Element	Element Names / Values
------------	--------------	------------------------

DTM01	374	Date/Time Qualifier 150 = Service Period Start 151 = Service Period End
DTM02	373	Date = Service Period Start = CCYYMMDD Date = Service Period End = CCYYMMDD

AMT (Monetary Amount) Sample: AMT~AP~5|

<i>Element ID</i>	<i>Data Element</i>	<i>Element Names / Values</i>
AMT01	522	Amount Qualifier Code AP = Amount Prior to Fractionalizing
AMT02	782	Monetary Amount 5.00 = Dollars/Cents

QTY (Quantity) Sample: QTY~94~1|

<i>Element ID</i>	<i>Data Element</i>	<i>Element Names / Values</i>
QTY01	673	Quantity Identifier 94 = Billable Quantity
QTY02	380	Quantity = 1

7.2.8 SV~0500: Itemized Call

Itemized Calls, local and long distance, information is presented using HL 6 and 7 for grouping related detail items and HL 9 for each individual detail item. HL 6, Sub-Category, is used to group charges by Billing Agency Code (department number). HL 7, Type, is used to group data by telephone line number.

Itemized calls associated with Interexchange Carrier Billing, Optional Calling Plans and Local Usage are informational which is reflected by a value of "O" in element TCD16. See specific section(s) for more information.

Note: For SingleView, the Line/Circuit Service Attributes can be found with the Monthly Recurring Charges

Structure of Itemized Call Detail:

<i>Segment ID</i>	<i>Position</i>	<i>Segment Description</i>	<i>Loop</i>	<i>Max Use</i>	<i>O/M</i>
HL	010	Hierarchical Level	HL4	1	M
~	N/A	For list of segments used at HL4, see the HL4 section of this guide	N/A	N/A	N/A

HL	010	Hierarchical Level	HL5	1	M
~	N/A	For list of segments used at HL5, see the HL5 section of this guide	N/A	N/A	N/A
HL	010	Hierarchical Level	HL6	1	M
~	N/A	For list of segments used at HL6, see the HL6 section of this guide	N/A	N/A	N/A
HL	010	Hierarchical Level	HL7	1	M
~	N/A	For list of segments used at HL7, see the HL7 section of this guide	N/A	N/A	N/A
HL	010	Hierarchical Level	HL8	1	M
SLN	390	Subline item Detail	SLN	1	M
SI	400	Service Characteristics	SLN	1	O
ITA	440	Allowance, Charge or Service	SLN	10	O
REF	460	Reference Identifier	SLN	>1	O
DTM	480	Date/Time Reference	SLN	10	O
AMT	490	Monetary Amount	SLN	15	O
QTY	510	Quantity	SLN/QTY	>1	O
HL	010	Hierarchical Level	HL7	1	M
LX	020	Sequentially Assigned Number	LX	1	M
SI	030	Service Characteristics	LX	1	O
HL	010	Hierarchical Level	HL9	1	M
TCD	590	Itemized Call Detail	TCD	>1	M
SI	600	Service Characteristic	TCD	1	M
TXI	610	Tax Information	TCD	>1	O
ITA	615	Allowance, Charge or Service	TCD	>1	O
QTY	617	Quantity	TCD/QTY	1	O

SAMPLE MAPPING of Itemized Call Detail:

HL~4~1~4~1|
 IT1~~1~M4~222.12~~SV~0500~ZZ~3|
 HL~5~4~6~1|
 LX~3|
 REF~CR~00034|
 HL~6~5~8~0|
 SLN~11~~|~1~M4~~12.34~~|
 SI~TI~DS~2D.
 PID~X~ZZ~AS~DS~207 AREA TOLL DISCOUNT|
 HL~7~5~7~1|

LX~4|
 SI~TI~TN~5085551011|
 HL~8~7~9~0|
 TCD~20.1~19990928~140436~CI~BOSTON~MA~CI~TRURO~MA~22.00~~1.06~~~~|
 SI~TI~MT~SP~RP~03~TM~6175552210~FN~5085551011~MC~DS~SD~IA|
 TXI~ST~0.06~~~~A~~20.1|
 TCD~20.2~19981216~073600~ZZ~STOCK INFO~~CI~NEW YORK~NY~180~~5.98~~~~|
 SI~TI~TM~9005628600~MT~SP~MC~DS~RP~05~FN~5085552210|

HL (Hierarchical Level) Sample: HL~5~4~6~1|

<i>Element ID</i>	<i>Data Element</i>	<i>Element Names / Values</i>
HL01	628	Hierarchical ID Number
HL02	734	Hierarchical Parent ID Number
HL03	735	Hierarchical Level Code 5 = Category
HL04	736	Hierarchical Child Code 1 = Subordinate Segments

LX (Assigned Number) Sample: LX~3|

<i>Element ID</i>	<i>Data Element</i>	<i>Element Names / Values</i>
LX01	554	Sequentially Assigned Number

REF (Reference Number) Sample: REF~CR~00034|

<i>Element ID</i>	<i>Data Element</i>	<i>Element Names / Values</i>
REF01	128	Reference Number Qualifier CR = Customer Reference Number
REF02	127	Reference Number 00034 = Department Number

HL Hierarchical Level Sample: HL~6~5~8~0|

<i>Element ID</i>	<i>Data Element</i>	<i>Element Names / Values</i>
HL01	628	Hierarchical ID Number
HL02	734	Hierarchical Parent ID Number

HL03	735	Hierarchical Level Code 8 = Charge Detail
HL04	736	Hierarchical Child Code 0 = No Subordinate Segments

SLN (Subline Item Detail) Sample: SLN~11~~|~1~M4~-12.34~~|

<i>Element ID</i>	<i>Data Element</i>	<i>Element Names / Values</i>
SLN01	350	Assigned Identification
SLN03	662	Relationship Code I = Included
SLN04	380	Quantity = 1
SLN05	355	Unit or Basis for Measurement Code M4 = Monetary Value
SLN06	212	Unit Price -12.34 = Dollars/Cents #
SLN08	662	Relationship Code I = Included

Included in IT104 amount.

SI (Service Characteristic Identification) Sample: SI~TI~DS~2D|

<i>Element ID</i>	<i>Data Element</i>	<i>Element Names / Values</i>
SI01	559	Agency Qualifier Code TI = Telecommunications Ind.
SI02	1000	Service Characteristics Qualifier DS = Discount Planned Code
SI03	234	Product/Service ID

PID (Product/Item Description) Sample: PID~X~ZZ~AS~DS~207 AREA TOLL DISCOUNT|

<i>Element ID</i>	<i>Data Element</i>	<i>Element Names / Values</i>
PID01	349	Item Description Code X = Semi-Structured (Code & Text)
PID02	750	Product/Process Characteristic Code ZZ = Mutually Defined
PID03	559	Agency Qualifier Code AS = Assigned by Seller

PID04	751	Product Description Code DS Discount Planned Code
PID05	352	Description 207 AREA TOLL DISCOUNT = Description of SLN Charge

HL (Hierarchical Level) Sample: HL~6~5~7~1|

<i>Element ID</i>	<i>Data Element</i>	<i>Element Names / Values</i>
HL01	628	Hierarchical ID Number
HL02	734	Hierarchical Parent ID Number
HL03	735	Hierarchical Level Code 6 = Sub-category
HL04	736	Hierarchical Child Code 1 = Subordinate Segments

LX (Assigned Number) Sample: LX~4|

<i>Element ID</i>	<i>Data Element</i>	<i>Element Names / Values</i>
LX01	554	Sequentially Assigned Number

SI (Service Characteristic Identification) Sample: SI~TI~TN~5085551011|

<i>Element ID</i>	<i>Data Element</i>	<i>Element Names / Values</i>
SI01	559	Agency Qualifier Code TI = Telecommunications Ind.
SI02	1000	Service Characteristics Qualifier \$ TN = Telephone Number
SI03	234	Product/Service ID 508 555-1011 = Telephone Number

\$ Refer to Additional Code Lists Used by OBF/ETB (Section 10.4) for values associated with DE 1000.

HL (Hierarchical Level) Sample: HL~7~6~9~0|

<i>Element ID</i>	<i>Data Element</i>	<i>Element Names / Values</i>
HL01	628	Hierarchical ID Number
HL02	734	Hierarchical Parent ID Number

HL03	735	Hierarchical Level Code 9 = Line Detail
HL04	736	Hierarchical Child Code 0 = No Subordinate Segments

TCD (Itemized Call Detail) Sample:

TCD~20.1~19990928~140436~CI~BOSTON~MA~CI~TRURO~MA~22.00~~1.06~~~~|

<i>Element ID</i>	<i>Data Element</i>	<i>Element Names / Values</i>
TCD01	350	Assigned Identification number
TCD02	373	Date of Call = CCYYMMDD
TCD03	337	Time of Call = HHMMSS
TCD04	309	Location Qualifier Code for 'To' Place CI = City
TCD05	310	Location Identifier for 'To' Place Boston= 'To' Place
TCD06	156	State or Province Code for 'To' State MA = 'To' State
TCD07	309	Location Qualifier Code for 'From' Place CI = City
TCD08	310	Location Identifier for 'From' Place Truro = 'From' Place
TCD09	156	State or Province Code for 'From' State MA = 'From' State
TCD10	739	Measurement Value 22.00 =Duration of call in minutes and tenths of minutes
TCD12	782	Monetary Amount # ¢ (Undiscounted in Dollars/Cents) 1.06 = Charge for Call
TCD13	782	Monetary Amount # ¢ (Net Amount After Discount in Dollars/Cents) Not depicted in this sample.
TCD16	662	Relationship Code I = Included

Included in IT104 amount. If TCD13 is populated, use TCD13 for balancing. If TCD13 is not populated use TCD12 for balancing.

¢ Foreign State and local taxes, if applicable, are reported in TCD12 for non-Optional Call Plan calls or in TCD13 for Optional Call Plan calls. The TXI segment shows the individual tax amounts.

SI (Service Characteristic Identification) Sample:

SI~TI~MT~SP~RP~03~TM~6175552210~FN~5085551011~MC~DS~SD~IA|

<i>Element ID</i>	<i>Data Element</i>	<i>Element Names / Values</i>
SI01	559	Agency Qualifier Code TI = Telecommunications Ind.
SI02	1000	Service Characteristics Qualifier \$ MT = Message Type
SI03	234	Product/Service ID SP = Sent Paid / DDD
SI04	1000	Service Characteristics Qualifier RP = Rate Period Code
SI05	234	Product/Service ID 03 = Rate Period = Day
SI06	1000	Service Characteristics Qualifier TM = To/Terminating Station Telephone No.
SI07	234	Product/Service ID 6165552210 = Telephone Number
SI08	1000	Service Characteristics Qualifier FN = From/Originating Station Telephone No.
SI09	234	Product/Service ID 2155551011 = Telephone Number
SI10	1000	Service Characteristics Qualifier MC = Message or Rate Class
SI11	234	Product/Service ID DS = Day Station
SI12	1000	Service Characteristics Qualifier SD = Settlement Code
SI13	234	Product/Service ID IA = Intrastate

\$ Refer to Additional Code Lists Used by OBF/ETB (Section 10.4) for values associated with DE 1000.

TXI (Tax Information) Sample: TXI~ST~0.06~-----A|

<i>Element ID</i>	<i>Data Element</i>	<i>Element Names / Values</i>
TXI01	963	Tax Type Code ST = State Sales Tax
TXI02	782	Monetary Amount 0.06 = Dollars/Cents
TXI07	662	Relationship Code A = Added

TCD (Itemized Call Detail) Sample:

TCD~6.2~19991216~073600~ZZ~STOCK INFO~~CI~NEW
 YORK~NY~180~~5.98~~~~|

<i>Element ID</i>	<i>Data Element</i>	<i>Element Names / Values</i>
TCD01	350	Assigned Identification number
TCD02	373	Date of Call = CCYYMMDD
TCD03	337	Time of Call = HHMMSS
TCD04	309	Location Qualifier Code for 'To' Place ZZ = Mutually Defined
TCD05	310	Location Identifier for 'To' Place Stock Info = 'To' Place
TCD06	156	State or Province Code for 'To' State Not depicted in this sample.
TCD07	309	Location Qualifier Code for 'From' Place CI = City
TCD08	310	Location Identifier for 'From' Place New York = 'From' Place
TCD09	156	State or Province Code for 'From' State NY = 'From' State
TCD10	739	Measurement Value 180 =Duration of call in minutes and tenths of minutes
TCD12	782	Monetary Amount # ¢ (Undiscounted in Dollars/Cents) 5.98 = Charge for Call
TCD13	782	Monetary Amount # ¢ (Net Amount After Discount in Dollars/Cents) Not depicted in this sample.
TCD16	662	Relationship Code I = Included

Included in IT104 amount. If TCD13 is populated, use TCD13 for balancing. If TCD13 is not populated use TCD12 for balancing.

¢ Foreign State and local taxes, if applicable, are reported in TCD12 for non-Optional Call Plan calls or in TCD13 for Optional Call Plan calls. The TXI segment shows the individual tax amounts.

SI (Service Characteristic Identification) Sample:

SI~TI~TM~9005628600~MT~SP~MC~DS~RP~05~FN~5085552210|

<i>Element ID</i>	<i>Data Element</i>	<i>Element Names / Values</i>
SI01	559	Agency Qualifier Code TI = Telecommunications Ind.

SI02	1000	Service Characteristics Qualifier TM = Terminating Telephone Number
SI03	234	Product/Service ID 900 562-8600 = Terminating Station Telephone Number
SI04	1000	Service Characteristics Qualifier \$ MT = Message Type
SI05	234	Product/Service ID SP = Sent Paid
SI06	1000	Service Characteristics Qualifier MC = Message/Rate Class
SI07	234	Product/Service ID DS = Dial Station
SI08	1000	Service Characteristics Qualifier RP = Rate Period Code
SI09	234	Product/Service ID 05 = Night/Weekend
SI10	1000	Service Characteristics Qualifier FN = From/Originating Telephone Number
SI11	234	Product/Service ID 508 555-2210=From/Originating Telephone Number

\$ Refer to Additional Code Lists Used by OBF/ETB (Section 10.4) for values associated with DE 1000.

7.2.8.1 WATS Addendum to SV~0500 (IT107 = 0500, SLN10 = 1000)

The WATS Summary is broken down into two components; Charge Detail and Line Detail. The WATS Charge detail contains rates, usage and charges. The WATS Line Detail contains tapers for hourly rates and time ranges; time and messages used and number of inward calls to 800 Service that could not complete due to a busy condition. Each WATS Service is summarized by service group and is presented using a HL 8, Charge Detail and a HL 9, Line Detail.

The SLN06 element contains the billed amount for WATS Services. The amount is included in the IT104 for Itemized Calls (IT107 = 0500).

Structure of WATS:

Segment ID	Position	Segment Description	Loop	Max Use	O/M
HL	010	Hierarchical Level	HL4	1	M
~	N/A	For list of segments used at HL4, see the HL4 section of this guide	N/A	N/A	N/A
HL	010	Hierarchical Level	HL7	1	M
~	N/A	For list of segments used at HL7, see the HL7 section of this guide	N/A	N/A	N/A
HL	010	Hierarchical Level	HL8	1	M

SLN	390	Subline Item Detail	SLN	>1	M
SI	400	Service Characteristic	SLN	>1	M
ITA	440	Allowance, Charge or Service	SLN	10	O
QTY	510	Quantity	SLN/QTY	>1	O
HL	010	Hierarchical Level	HL9	1	M
QTY	510	Quantity	SLN/QTY	1	O
USD	620	Usage Sensitive Detail	USD	>1	O
SI	625	Service Characteristics	USD	>1	O
TRF	640	Rating Factors	USD	1	O
QTY	650	Quantity	USD/QTY	>1	O

SAMPLE MAPPING WATS:

HL~7~1~4~1|
 IT1~~1~M4~68.26~~SV~0500~ZZ~3|
 HL~8~7~8~1|
 SLN~27~~I~1~M4~68.28~~I~SV~1000|
 SI~TI~SD~AB|
 HL~9~8~9~0|
 USD~O~1~~~HR~11.38~~0|
 SI~TI~RP~09~WN~18887779999~BA~9|
 TRF~AE~03~30~HR~8.78|
 QTY~94~11.38~HR|
 QTY~99~1054~C0|
 USD~O~2~7.2~~~~0~~HR~~20|
 USD~O~3~6~~~~0~~HR~20.01|

First 20 hours at 7.20 / hr
 Over 20 hours at \$6.00 / hr

HL (Hierarchical Level) Sample: HL~8~7~8~1|

<i>Element ID</i>	<i>Data Element</i>	<i>Element Names / Values</i>
HL01	628	Hierarchical ID Number
HL02	734	Hierarchical Parent ID Number
HL03	735	Hierarchical Level Code 8 = Charge Detail
HL04	736	Hierarchical Child Code 1 = Subordinate Segments

SLN (Subline Item Detail) Sample: SLN~27~~I~1~M4~68.28~~I~SV~1000|

<i>Element ID</i>	<i>Data Element</i>	<i>Element Names / Values</i>
SLN01	350	Sequentially Assigned Number
SLN03	662	Relationship Code I = Included
SLN04	380	Quantity 1 = Unit price is total charge
SLN05	355	Unit or Basis for Measurement Code M4 = Monetary Value
SLN06	212	Unit Price #
SLN08	662	Relationship Code I = Included
SLN09	235	Product/Service ID Qualifier SV = Service Rendered
SLN10	234	Product/Service ID 1950 = InWATS/800 Service

Included in IT104 amount.

SI (Service Characteristic Identification) Sample: SI~TI~SD~AB|

<i>Element ID</i>	<i>Data Element</i>	<i>Element Names / Values</i>
SI01	559	Agency Qualifier Code TI = Telecommunications Ind.
SI02	1000	Service Characteristics Qualifier SD = Settlement Code
SI03	234	Product/Service ID AB = Intra - US/US

\$ Refer to Additional Code Lists Used by OBF/ETB (Section 10.4) for values associated with DE 1000.

HL (Hierarchical Level) Sample: HL~9~8~9~0|

<i>Element ID</i>	<i>Data Element</i>	<i>Element Names / Values</i>
HL01	628	Hierarchical ID Number
HL02	734	Hierarchical Parent ID Number
HL03	735	Hierarchical Level Code 9 = Line Detail
HL04	736	Hierarchical Child Code 0 = No Subordinate Segments

USD (Service Characteristic Identification) Sample: USD~O~1~~~HR~11.38~~~0|

<i>Element ID</i>	<i>Data Element</i>	<i>Element Names / Values</i>
USD01	662	Relationship Code I = Included
USD02	350	Assigned Identification
USD05	355	Unit of measurement Code HR = Hours
USD06	380	Quantity = 11.38
USD08	782	Monetary Amount = 0

SI (Service Characteristic Identification) Sample: SI~TI~RP~09~WN~18887779999~BA~9|

<i>Element ID</i>	<i>Data Element</i>	<i>Element Names / Values</i>
SI01	559	Agency Qualifier Code TI = Telecommunications Ind.
SI02	1000	Service Characteristics Qualifier \$ RP = Rate Period
SI03	234	Product/Service ID 09 = Regular (Non time of day WATS)
SI04	1000	Service Characteristics Qualifier \$ WN = WATS Number
SI05	234	Product/Service ID 18887779999 = WATS Number
SI06	1000	Service Characteristics Qualifier BA = WATS Band
SI07	234	Product/Service ID 9 = Intrastate Domestic Service

\$ Refer to Additional Code Lists Used by OBF/ETB (Section 10.4) for values associated with DE 1000.

TRF (Rating Factors Sample: TRF~AE~03~30~HR~8.78|

<i>Element ID</i>	<i>Data Element</i>	<i>Element Names / Values</i>
TRF01	673	Quantity Qualifier AE =Min. Avg. Time Requirement (MATR)
TRF02	355	Unit of Measurement Code 03 = Seconds
TRF03	380	Quantity Minimum Period
TRF04	355	Unit of Measurement Code HR = Hours

TRF05	380	Quantity = Equivalent time (formula: number of calls (QTY02 where QTY03 = C0) times minimum period (TRF03) and then converted to the same Unit of Measurement)
-------	-----	---

QTY (Quantity) Sample: QTY~94~11.38~HR|

<i>Element ID</i>	<i>Data Element</i>	<i>Element Names / Values</i>
QTY01	673	Quantity Qualifier Code 94 = Billable Quantity
QTY02	380	Quantity
QTY03	355	Unit of Measurement HR = Hours

QTY (Quantity) Sample: QTY~99~1054~C0|

<i>Element ID</i>	<i>Data Element</i>	<i>Element Names / Values</i>
QTY01	673	Quantity Qualifier Code 99 = Quantity Used
QTY02	380	Quantity
QTY03	355	Unit of Measurement C0 = Calls

USD (Service Characteristic Identification) Sample: USD~O~2~7.2~~~~~0~~HR~~20|

<i>Element ID</i>	<i>Data Element</i>	<i>Element Names / Values</i>
USD01	662	Relationship Code O = Informational
USD02	350	Assigned Identification
USD03	118	Rate 7.2 = \$7.20 per hour for first 25 hours
USD08	782	Monetary Amount
USD10	355	Unit of Measurement Code HR = Hours
USD11	740	Range Minimum Not populated when zero for first range
USD12	741	Range Maximum 20 = Range Maximum, first 20 hours

USD (Service Characteristic Identification) Sample: USD~O~3~6~~~~~0~~HR~20.01|

<i>Element ID</i>	<i>Data Element</i>	<i>Element Names / Values</i>
USD01	662	Relationship Code O = Informational
USD02	350	Assigned Identification
USD03	118	Rate 6 = \$6.00 per hour for over 20 hours
USD08	782	Monetary Amount
USD10	355	Unit of Measurement Code HR = Hours
USD11	740	Range Minimum 20.01 = Range Minimum, over 20 hours
USD12	741	Range Maximum Not populated when open-ended for last range

7.2.8.2 ISDN Addendum to SV~0500 (IT107 = 0500, SLN10 = 1420)

ISDN account level charges are presented at HL8.

ISDN Itemized Calls, local and long distance, information is presented using HL 7 for grouping related detail items and HL 9 for each individual detail item. HL 7, Type, is used to group data by telephone line number.

Structure of ISDN:

<i>Segment ID</i>	<i>Position</i>	<i>Segment Description</i>	<i>Loop</i>	<i>Max Use</i>	<i>O/M</i>
HL	010	Hierarchical Level	HL8	1	M
SLN	390	Subline Item Detail	SLN	>1	M
SI	400	Service Characteristic	SLN	>1	M
PID	410	Product/Item Description	SLN	200	O
HL	010	Hierarchical Level	HL7	1	M
LX	020	Sequentially Assigned Number	LX	1	M
SI	030	Service Characteristics	LX	1	O
HL	010	Hierarchical Level	HL9	1	M
TCD	590	Itemized Call Detail	TCD	>1	M
SI	600	Service Characteristic	TCD	1	M
TXI	610	Tax Information	TCD	>1	O

Sample Mapping of ISDN:

HL~270~1~4~1|
 IT1~~1~M4~.04~~SV~0500~ZZ~3|
 HL~271~270~8~0|
 SLN~1223~~I~2~C0~0.02~~I~SV~1420|
 SI~TI~SC~10~SF~2N~RP~09~DS~IU|
 PID~X~ZZ~AS~SC~INTEGRATED SERVICES DIGITAL NETWORK (ISDN) INTERFACE|
 PID~X~ZZ~AS~SF~Circuit Switched Data Calls|
 PID~X~ZZ~AS~DS~ISDN Usage Package|
 HL~272~270~7~1|
 LX~116|
 SI~TI~TN~804289999|
 HL~273~272~9~0|
 TCD~100.1~20050506~153633~CI~RICHMOND~VA~CI~RICHMOND~VA~4~~0~~~~O|
 SI~TI~MT~SP~RP~09~TM~8042850309~FN~8042850376~MC~DS~SD~LO~DS~IU|
 HL~274~270~7~1|
 LX~117|
 SI~TI~TN~8042884803|
 HL~275~274~9~0|
 TCD~100.2~20050506~154133~CI~RICHMOND~VA~CI~RICHMOND~VA~3~~0~~~~O|
 SI~TI~MT~SP~RP~09~TM~8042884789~FN~8042884803~MC~DS~SD~LO~DS~IU|

HL (Hierarchical Level) Sample: HL~271~270~8~0|

<i>Element ID</i>	<i>Data Element</i>	<i>Element Names / Values</i>
HL01	628	Hierarchical ID Number
HL02	734	Hierarchical Parent ID Number
HL03	735	Hierarchical Level Code 8 = Charge Detail
HL04	736	Hierarchical Child Code 0 = No Subordinate Segments

SLN (Subline Item Detail) Sample: SLN~1223~~I~2~C0~0.02~~I~SV~1420|

<i>Element ID</i>	<i>Data Element</i>	<i>Element Names / Values</i>
SLN01	350	Identification Number = Sequentially Assigned Number
SLN03	662	Relationship Code 1 = Included
SLN04	380	Quantity 2 = Unit price is total charge

SLN05	355	Unit or Basis for Measurement Code C0 = calls
SLN06	212	Unit Price # 0.02 = Dollars/Cents
SLN08	662	Relationship Code I = Included
SLN09	235	Product/Service ID Qualifier \$ SV = Service Rendered
SLN10	234	Product/Service ID 1420 = ISDN Service

Included in IT104 amount.

\$ Refer to Additional Code Lists Used by OBF/ETB (Table 104) for values associated with DE 235

SI (Service Characteristic Identification) Sample: SI~TI~SC~10~SF~2N~RP~09~DS~IU|

<i>Element ID</i>	<i>Data Element</i>	<i>Element Names / Values</i>
SI01	559	Agency Qualifier Code TI = Telecommunications Ind.
SI02	1000	Service Characteristics Qualifier \$ SC = Service Category Code
SI03	234	Product/Service ID 10 = ISDN
SI04	1000	Service Characteristics Qualifier \$ SF = Service Feature/Option Code
SI05	234	Product/Service ID 2N = Circuit Switched Data Calls
SI06	1000	Service Characteristics Qualifier \$ RP = Rate Period
SI07	234	Product/Service ID 09 = Regular
SI08	1000	Service Characteristics Qualifier DS = Discount Planned Code
SI09	234	Product/Service ID TBCR = Miscellaneous Calling Services

\$ Refer to Additional Code Lists Used by OBF/ETB (Section 10.4) for values associated with DE 1000.

PID (Product/Item Description Code) Sample:

PID~X~ZZ~AS~SC~INTEGRATED SERVICES DIGITAL NETWORK (ISDN)
 INTERFACE|
 PID~X~ZZ~AS~SF~Circuit Switched Data Calls|
 PID~X~ZZ~DS~IU~ISDN Usage Package|

<i>Element ID</i>	<i>Data Element</i>	<i>Element Names / Values</i>
-------------------	---------------------	-------------------------------

PID01	349	Item Description Code X = Semi-Structured (Code & Text)
PID02	750	Product/Process Characteristic Code ZZ = Mutually Defined
PID03	559	Agency Qualifier Code AS = Assigned by Seller
PID04	751	Product Description Code SC Service Category Code SF Service Feature/Option Code DS Discount Planned Code
PID05	352	INTEGRATED SERVICESDIGITAL NETWORK (ISDN) INTERFACE = Description Circuit Switched Data Calls = Description ISDN Usage Package = Description

HL (Hierarchical Level) Sample: HL~272~270~7~1|

<i>Element ID</i>	<i>Data Element</i>	<i>Element Names / Values</i>
HL01	628	Hierarchical ID Number
HL02	734	Hierarchical Parent ID Number
HL03	735	Hierarchical Level Code 7 = Sub-category
HL04	736	Hierarchical Child Code 1 = Subordinate Segments

LX (Assigned Number) Sample: LX~166|

<i>Element ID</i>	<i>Data Element</i>	<i>Element Names / Values</i>
LX01	554	Sequentially Assigned Number

SI (Service Characteristic Identification) Sample: SI~TI~TN~8042859999|

<i>Element ID</i>	<i>Data Element</i>	<i>Element Names / Values</i>
SI01	559	Agency Qualifier Code TI = Telecommunications Ind.
SI02	1000	Service Characteristics Qualifier \$ TN = Telephone Number
SI03	234	Product/Service ID 8042859999 = Telephone Number

\$ Refer to Additional Code Lists Used by OBF/ETB (Section 10.4) for values associated with DE 1000.

HL (Hierarchical Level) Sample: HL~273~272~9~0|

<i>Element ID</i>	<i>Data Element</i>	<i>Element Names / Values</i>
HL01	628	Hierarchical ID Number
HL02	734	Hierarchical Parent ID Number
HL03	735	Hierarchical Level Code 9 = Line Detail
HL04	736	Hierarchical Child Code 0 = No Subordinate Segments

TCD (Itemized Call Detail) Sample:

TCD~100.1~20050506~153633~CI~RICHMOND~VA~CI~RICHMOND~VA~4~~0~~~~O|

<i>Element ID</i>	<i>Data Element</i>	<i>Element Names / Values</i>
TCD01	350	Assigned Identification number
TCD02	373	Date of Call = CCYYMMDD
TCD03	337	Time of Call = HHMMSS
TCD04	309	Location Qualifier Code for 'To' Place CI = City
TCD05	310	Location Identifier for 'To' Place RICHMOND = 'To' Place
TCD06	156	State or Province Code for 'To' State VA = 'To' State.
TCD07	309	Location Qualifier Code for 'From' Place CI = City
TCD08	310	Location Identifier for 'From' Place RICHMOND = 'From' Place
TCD09	156	State or Province Code for 'From' State VA = 'From' State
TCD10	739	Measurement Value 4 =Duration of call in minutes and tenths of minutes
TCD12	782	Monetary Amount # ¢ (Undiscounted in Dollars/Cents) 0 = Charge for Call

TCD13	782	Monetary Amount # ¢ (Net Amount After Discount in Dollars/Cents) Not depicted in this sample.
TCD16	662	Relationship Code 0 = Informational Only

Included in IT104 amount. If TCD13 is populated, use TCD13 for balancing. If TCD13 is not populated use TCD12 for balancing.

¢ Foreign State and local taxes, if applicable, are reported in TCD12 for non-Optional Call Plan calls or in TCD13 for Optional Call Plan calls.

SI (Service Characteristic Identification) Sample:

SI~TI~MT~SP~RP~09~TM~8042850309~FN~8042850376~MC~DS~SD~LO~DS~IU|

<i>Element ID</i>	<i>Data Element</i>	<i>Element Names / Values</i>
SI01	559	Agency Qualifier Code TI = Telecommunications Ind.
SI02	1000	Service Characteristics Qualifier \$ MT = Message Type
SI03	234	Product/Service ID SP = Sent Paid
SI04	1000	Service Characteristics Qualifier RP = Rate Period Code
SI05	234	Product/Service ID 09 = Regular
SI06	1000	Service Characteristics Qualifier TM = Terminating Telephone Number
SI07	234	Product/Service ID 813 978-7332 = Terminating Station Telephone Number
SI08	1000	Service Characteristics Qualifier FN = From/Originating Telephone Number
SI09	234	Product/Service ID 8042850376=From/Originating Telephone Number
SI10	1000	Service Characteristics Qualifier MC = Message/Rate Class
SI11	234	Product/Service ID DS = Dial Station
SI12	1000	Service Characteristics Qualifier SD = Settlement Code
SI13	234	Product/Service ID LO = Local
SI14	1000	Service Characteristics Qualifier DS = Discount Planned Code
SI15	234	Product/Service ID TBCR = Miscellaneous Calling Services

\$ Refer to Additional Code Lists Used by OBF/ETB (Section 10.4) for values associated with DE 1000.

7.2.8.3 CLASS Addendum to SV~0500 (IT107 = 0500, SLN10 = 1615)

Custom Local Access Switch Service (CLASS) account level charges are presented at HL8. The SLN06 element contains the rate; SLN04 element contains the quantity. Since the SLN05 value is

not “M4”, the SLN06 value must be multiplied by the SLN04 value to determine the billed amount. The sum of all billed amounts (SLN06 times SLN04) is included in the IT104 amount.

Structure of Custom Local Access Switch Services (CLASS):

Segment ID	Position	Segment Description	Loop	Max Use	O/M
HL	010	Hierarchical Level	HL8	1	M
SLN	390	Subline Item Detail	SLN	>1	M
SI	400	Service Characteristic	SLN	>1	M
PID	410	Product/Item Description	SLN	200	O
ITA	440	Allowance Charge or Service	SLN	10	O

Sample Mapping of Custom Local Access Switch Services (CLASS):

HL~36~1~4~1|
 IT1~~1~M4~0.04~~SV~0500~ZZ~3|
 HL~37~36~8~0|
 SLN~51~~|~1~CO~0.75~~|~SV~1615|
 SI~TI~SC~15~SF~15~DS~TBCR|
 PID~X~ZZ~AS~SC~CUSTOM LOCAL ACCESS SWITCH SERVICES (CLASS)|
 PID~X~ZZ~SF~15~RETURN CALL|
 PID~X~ZZ~DS~TBCR~Miscellaneous Calling Services|
 HL~38~36~7~1|
 LX~3|
 SI~TI~TN~8157779999|
 HL~39~38~9~0|
 TCD~0.1~20060131~104750~ZZ~LOCAL CHG~~CI~Rock Cut~IL~1~~~0.75~~~~O|
 SI~TI~MT~SP~RP~03~TM~8157779999~FN~8156668888~MC~DS~SD~LO~DS~TBCR|

HL (Hierarchical Level) Sample: HL~37~36~8~0|

Element ID	Data Element	Element Names / Values
HL01	628	Hierarchical ID Number
HL02	734	Hierarchical Parent ID Number
HL03	735	Hierarchical Level Code 8 = Charge Detail
HL04	736	Hierarchical Child Code 0 = No Subordinate Segments

SLN (Subline Item Detail) Sample: SLN~51~~I~1~CO~0.75~~I~SV~1615|

<i>Element ID</i>	<i>Data Element</i>	<i>Element Names / Values</i>
SLN01	350	Identification Number = Sequentially Assigned Number
SLN03	662	Relationship Code I = Included
SLN04	380	Quantity = 1
SLN05	355	Unit or Basis for Measurement Code C0 = Calls
SLN06	212	Unit Price # 0.75 = Dollars/Cents
SLN08	662	Relationship Code I = Included
SLN09	235	Product/Service ID Qualifier SV = Service Rendered
SLN10	234	Product/Service ID 1615 = Class Services

Included in IT104 amount, multiply SLN04 by SLN06 to determine billed amount.

SI (Service Characteristic Identification) Sample: SI~TI~SC~15~SF~15~DS~TBCR|

<i>Element ID</i>	<i>Data Element</i>	<i>Element Names / Values</i>
SI01	559	Agency Qualifier Code TI = Telecommunications Ind.
SI02	1000	Service Characteristics Qualifier \$ SC = Service Category Code
SI03	234	Product/Service ID 15 = CLASS
SI04	1000	Service Characteristics Qualifier SF = Service Feature/Option Code
SI05	234	Product/Service ID ø 15 = Return Call
SI06	1000	Service Characteristics Qualifier DS = Discount Planned Code
SI07	234	Product/Service ID TBCR = Miscellaneous Calling Services

\$ Refer to Additional Code Lists Used by OBF/ETB (Section 10.4) for values associated with DE 1000. ø Reference Code Lists for DE 1000 value of "SF" in Appendix A.

PID (Product/Item Description Code) Sample:

PID~X~ZZ~AS~SC~CUSTOM LOCAL ACCESS SWITCH SERVICES (CLASS)|
 PID~X~ZZ~AS~SF~RETURN CALL|

PID~X~ZZ~AS~DS~Miscellaneous Calling Services|

<i>Element ID</i>	<i>Data Element</i>	<i>Element Names / Values</i>
PID01	349	Item Description Code X = Semi-Structured (Code & Text)
PID02	750	Product/Process Characteristic Code ZZ = Mutually Defined
PID03	559	Agency Qualifier Code AS = Assigned by Seller
PID04	751	Product Description Code SC Service Category Code SF Service Feature/Option Code DS Discount Planned Code
PID05	352	CUSTOM LOCAL ACCESS SWITCH SERVICES (CLASS) = Description RETURN CALL = Description

HL (Hierarchical Level) Sample: HL~38~36~7~1|

<i>Element ID</i>	<i>Data Element</i>	<i>Element Names / Values</i>
HL01	628	Hierarchical ID Number
HL02	734	Hierarchical Parent ID Number
HL03	735	Hierarchical Level Code 7 = Type Detail
HL04	736	Hierarchical Child Code 1 = Subordinate Segments exist

LX (Assigned Number) Sample: LX~3|

<i>Element ID</i>	<i>Data Element</i>	<i>Element Names / Values</i>
LX01	554	Sequentially Assigned Number

SI (Service Characteristic Identification) Sample: SI~TI~TN~8157779999|

<i>Element ID</i>	<i>Data Element</i>	<i>Element Names / Values</i>
SI01	559	Agency Qualifier Code TI = Telecommunications Ind.
SI02	1000	Service Characteristics Qualifier TN = Telephone Number

SI03	234	Product/Service ID 8157779999 = Station Telephone Number
------	-----	---

\$ Refer to Additional Code Lists Used by OBF/ETB (Section 10.4) for values associated with DE 1000.

HL (Hierarchical Level) Sample: HL~39~38~9~0|

<i>Element ID</i>	<i>Data Element</i>	<i>Element Names / Values</i>
HL01	628	Hierarchical ID Number
HL02	734	Hierarchical Parent ID Number
HL03	735	Hierarchical Level Code 9 = Line Detail
HL04	736	Hierarchical Child Code 0 = No Subordinate Segments

TCD Itemized Call Detail) Sample:

TCD~0.1~20060131~104750~ZZ~LOCAL CHG~~CI~Rock Cut~IL~1~~0.75~~~~O|

<i>Element ID</i>	<i>Data Element</i>	<i>Element Names / Values</i>
TCD01	350	Assigned Identification number
TCD02	373	Date of Call = CCYMMDD
TCD03	337	Time of Call = HHMMSS
TCD04	309	Location Qualifier Code for 'To' Place ZZ = User Defined
TCD05	310	Location Identifier for 'To' Place LOCAL CHG = 'To' Place
TCD07	309	Location Qualifier Code for 'From' Place CI = City
TCD08	310	Location Identifier for 'From' Place Rock Cut = 'From' Place
TCD09	156	State or Province Code for 'From' State IL = 'From' State
TCD10	739	Measurement Value 1
TCD12	782	Monetary Amount # ¢ (Undiscounted in Dollars/Cents) 0.75 = Charge for Call
TCD16	662	Relationship Code 0 = Informational Only

Included in IT104 amount. If TCD13 is populated, use TCD13 for balancing. If TCD13 is not populated use TCD12 for balancing.

¢ Foreign State and local taxes, if applicable, are reported in TCD12 for non-Optional Call Plan calls or in TCD13 for Optional Call Plan calls.

SI (Service Characteristic Identification) Sample:

SI~TI~MT~SP~RP~03~TM~8157779999~FN~8156668888~MC~DS~SD~LO~DS~TBCR|

<i>Element ID</i>	<i>Data Element</i>	<i>Element Names / Values</i>
SI01	559	Agency Qualifier Code TI = Telecommunications Ind.
SI02	1000	Service Characteristics Qualifier MT = Terminating Telephone Number
SI03	234	Product/Service ID SP = Sent Paid/DDD
SI04	1000	Service Characteristics Qualifier \$ RP = Message Type
SI05	234	Product/Service ID 03 = Day
SI02	1000	Service Characteristics Qualifier TM = Terminating Telephone Number
SI03	234	Product/Service ID 8157779999 = Terminating StationTelephone Number
SI10	1000	Service Characteristics Qualifier FN = From/Originating Telephone Number
SI11	234	Product/Service ID 8156668888 =From/Originating Telephone Number
SI06	1000	Service Characteristics Qualifier MC = Message/Rate Class
SI07	234	Product/Service ID DS = Dial Station
SI08	1000	Service Characteristics Qualifier SD = Settlement Code
SI09	234	Product/Service ID LO = Local
SI10	1000	Service Characteristics Qualifier DS = Discount Planned Code
SI11	234	Product/Service ID TBCR = Miscellaneous Calling Services

\$ Refer to Additional Code Lists Used by OBF/ETB (Section 10.4) for values associated with DE 1000.

7.2.8.4 Extended Area Addendum to SV~0500 (IT107 = 0500, SLN10 = 1830)

Extended Area Service is limited to Maryland, Washington DC, Virginia and West Virginia. The data for Extended Area Service is provided at account summary level only. There is no line level presentation. Account Level data is presented using HL8, Charge Detail.

The SLN06 element contains the sub-total of charges by associated service code with the type of service in element SI. This amount is included in the IT104 amount for the appropriate Product/Service ID.

Structure of Extended Area:

Segment ID	Position	Segment Description	Loop	Max Use	O/M
HL	010	Hierarchical Level	HL8	1	M
SLN	390	Subline item Detail	SLN	1	M
SI	400	Service Characteristics	SLN	1	O
QTY	510	Quantity	SLN/QTY	>1	O

SAMPLE MAPPING EXTENDED AREA:

HL~4~1~4~1|
 IT1~~1~M4~222.12~~SV~0500~ZZ~3|
 HL~18~17~8~0|
 SLN~29~~I~1~M4~72.8~~I~SV~1830|
 SI~TI~SS~4~DH~LUP|
 QTY~92~80~C0|
 QTY~94~479~C0|
 QTY~99~559~C0|

SLN (Subline Item Detail) Sample: SLN~29~~I~1~M4~72.8~~I~SV~1830|

Element ID	Data Element	Element Names / Values
SLN01	350	Identification Number = Sequentially Assigned Number
SLN03	662	Relationship Code I = Included
SLN04	380	Quantity 1 = Unit price is total charge
SLN05	355	Unit or Basis for Measurement Code M4 = Monetary Value
SLN06	212	Unit Price # 72.8 = Dollars/Cents

SLN08	662	Relationship Code I = Included
SLN09	235	Product/Service ID Qualifier SV = Service Rendered
SLN10	234	Product/Service ID 1830 = Extended Area Service

Included in IT104 amount.

SI (Service Characteristic Identification) Sample: SI~TI~SS~4~DH~LUP|

<i>Element ID</i>	<i>Data Element</i>	<i>Element Names / Values</i>
SI01	559	Agency Qualifier Code TI = Telecommunications Ind.
SI02	1000	Service Characteristics Qualifier \$ SS = Service Sub-category Code
SI03	234	Product/Service ID 4 = Extended Area Service
SI04	1000	Service Characteristics Qualifier DH = Discount/Promo Application Code
SI05	234	Product/Service ID LUP = Local Usage Plan

\$ Refer to Additional Code Lists Used by OBF/ETB (Section 10.4) for values associated with DE 1000.

QTY (Quantity) Sample:
 QTY~92~80~C0|
 QTY~94~479~C0|
 QTY~99~559~C0|

<i>Element ID</i>	<i>Data Element</i>	<i>Element Names / Values</i>
QTY01	673	Quantity Qualifier Code 92 = Allotted Usage Quantity 94 = Billable Quantity 99 = Quantity Used
QTY02	380	Quantity = 80 = 479 = 559
QTY03	355	Unit of Measurement C0 = Calls

7.2.8.5 Conferencing Charges under SV~0500

Conferencing charges are presented at HL8.

HL7 contains the conference identification information

Structure of Conferencing Charge Details:

<i>Segment ID</i>	<i>Segment Position</i>	<i>Segment Description</i>	<i>Loop</i>	<i>Max Use</i>	<i>O/M</i>
HL	010	Hierarchical Level	HL7	1	M
LX	020	Sequentially Assigned Number	LX	1	M
SI	030	Service Characteristic	LX	1	M
PID	040	Product/Item Description	LX	200	O
REF	050	Reference Identification	LX	>1	O
DTM	070	Date/Time Reference	LX	8	O
NM1	110	Individual or Organization Name	NM1	1	O
PER	160	Administrative Communications Contact	NM1	>1	O
HL	010	Hierarchical Level	HL8	1	M
SLN	390	Subline Item Detail	SLN	>1	M
SI	400	Service Characteristic	SLN	>1	M
PID	410	Product/Item Description	SLN	200	O
CUR	420	Currency	SLN	1	O
INC	430	Installment Information	SLN	>1	O
ITA	440	Allowance, Charge or Service	SLN	10	O
TXI	450	Tax Information	SLN	>1	O
REF	460	Reference Numbers	SLN	1	O
DTM	480	Date / Time Reference	SLN	>1	O
QTY	510	Quantity	SLN/QTY	1	O
NM1	530	Participant Name	SLN/NM1	1	O

SAMPLE MAPPING of Audio Conferencing and Video Conferencing:

HL~2~1~4~1|
 IT1~~1~M4~14132.83~~SV~0500~ZZ~3|
 PID~F~~~~ITEMIZED CALLS|
 :
 HL~87~2~7~1|
 LX~44|
 SI~TI~ZK~00183399999~ZM~00183399999~UC~INS~PQ~AUDIO|
 PID~X~ZZ~AS~PQ~Audio Conferencing|

REF~11~93333333~CUSTOMER ID|
REF~CR~5555 1111|
REF~BN~00183399999~CONFERENCE NUMBER|
DTM~196~20130903~000133~LT|
NM1~KM~1~SMITH~JOHN~91~0222333888|
PER~IC~TE~310-975-2096|
HL~88~87~8~0|
SLN~126~1~1~M4~0.39~|
SI~TI~SS~M~MT~TF~SD~AB~RS~S~RP~01~FN~8185089999~TM~8885989999~BA~0000000001~S
C~455~SQ~MM| PID~X~ZZ~AS~BA~BANDUSA|
PID~X~ZZ~AS~SC~Instant Meeting Toll Free Meet Me Conference|
PID~X~ZZ~AS~SQ~Audio Meet Me|
PID~F~TM888-598-9999|
ITA~C~TI~06~0.0155~39~SERVICE~MSG~O|
ITA~A~TI~04~6~FEDERAL USF~FUS~O|
TXI~AB~0.05~O~STATE/LOCAL|
TXI~AB~0.02~O~STATE/LOCAL|
TXI~AB~0.01~O~SURCHARGE|
QTY~94~25~MJ|
NM1~75~1~Participant|
SLN~127~1~1~M4~0.34~|
SI~TI~SS~M~MT~TF~SD~AB~RS~S~RP~01~FN~8583353333~TM~8885989999~BA~0000000001~S
C~455~SQ~MM| PID~X~ZZ~AS~BA~BANDUSA|
PID~X~ZZ~AS~SC~Instant Meeting Toll Free Meet Me Conference|
PID~X~ZZ~AS~SQ~Audio Meet Me|
PID~F~TM888-598-9999|
ITA~C~TI~06~0.0155~34~SERVICE~MSG~O|
ITA~A~TI~04~5~FEDERAL USF~FUS~O|
TXI~AB~0.02~O~STATE/LOCAL|
TXI~AB~0.03~O~STATE/LOCAL|
TXI~AB~0.01~O~SURCHARGE|
DTM~196~20130903~000445~LT|
QTY~94~22~MJ|
NM1~75~1~Participant|
:
HL~34~2~7~1|
LX~16|
SI~TI~ZK~06664447777~ZM~2277111~UC~UNA~PQ~VIDEO~SG~M|
PID~X~ZZ~AS~PQ~Video Conferencing|
PID~X~ZZ~AS~067004~5555|
PID~F~RESERVED ON: 130311 AT 140000|
REF~1J~623333~Germany/Hamburg/R. 222/3355|
REF~BN~2277111~CONFERENCE NUMBER|
DTM~196~20130311~140000~LT|
NM1~KM~1~JONES~MARY~91~1222999|
PER~IC~TE~49-40-7888-3333|
HL~35~34~8~0|

SLN~74~~|~1~M4~16.32~~|
 SI~TI~SS~M~RS~S~RP~14~SD~IT~BA~00000000003~SG~N~PQ~110000~SQ~205275|
 PID~X~ZZ~AS~BA~BAND ID: ALL|
 PID~F~~~~COST CENTRE: 110|
 PID~X~ZZ~AS~VH~BRIDGE PORT|
 PID~F~~~~IP Video Usage up to 384K|
 PID~X~ZZ~AS~VC~0|
 PID~F~~~~PRODUCT ID: 585 DESC: IP Video Usage up to 384K|
 PID~X~ZZ~AS~PQ~Communications Services|
 PID~X~ZZ~AS~SQ~Video Conferencing|
 ITA~C~TI~~06~~0.48~1632~~~~~FEATURE CHARGE~MSG~~|
 REF~1J~000000000622222~Germany|
 QTY~94~34~MJ|
 SLN~75~~|~1~M4~16.32~~|
 SI~TI~SS~M~RS~S~RP~14~SD~IT~BA~00000000003~SG~N~PQ~110000~SQ~205275|
 PID~X~ZZ~AS~BA~BAND ID: ALL|
 PID~F~~~~COST CENTRE: 110|
 PID~X~ZZ~AS~VH~BRIDGE PORT|
 PID~F~~~~IP Video Usage up to 384K|
 PID~X~ZZ~AS~VC~0|
 PID~F~~~~PRODUCT ID: 585 DESC: IP Video Usage up to 384K|
 PID~X~ZZ~AS~PQ~Communications Services|
 PID~X~ZZ~AS~SQ~Video Conferencing|
 ITA~C~TI~~06~~0.48~1632~~~~~FEATURE CHARGE~MSG~~|
 REF~1J~000000000623333~Germany/Hamburg/R. 222/3355|
 QTY~94~34~MJ|
 SLN~76~~|~1~M4~37.74~~|
 SI~TI~SS~N~RS~S~RP~14~SD~IT~BA~00000000003~SG~N~PQ~110000~SQ~205275|
 PID~X~ZZ~AS~BA~BAND ID: ALL|
 PID~F~~~~COST CENTRE: 110|
 PID~X~ZZ~AS~VH~VALUE ADDED|
 PID~F~~~~Premier Service|
 PID~F~~~~LIST NUMBER: GERMANY|
 PID~X~ZZ~AS~VC~34|
 PID~F~~~~PRODUCT ID: 892 DESC: Premier Service|
 PID~X~ZZ~AS~PQ~Communications Services|
 PID~X~ZZ~AS~SQ~Video Conferencing|
 ITA~C~TI~~06~~1.11~3774~~~~~FEATURE CHARGE~MSG~~|
 REF~1J~000000000623333~Germany/Hamburg/R. 222/3355|
 QTY~94~34~MJ|
 QTY~94~34~UN|

HL (Hierarchical Level) Sample: HL~87~2~7~1|

<i>Element ID</i>	<i>Data Element</i>	<i>Element Names / Values</i>
HL01	628	Hierarchical ID Number

HL02	734	Hierarchical Parent ID Number
HL03	735	Hierarchical Level Code 7 = Type
HL04	736	Hierarchical Child Code 1 = Subordinate Segments

LX (Assigned Number) Sample: LX~44|

<i>Element ID</i>	<i>Data Element</i>	<i>Element Names / Values</i>
LX01	554	Sequentially Assigned Number

SI (Service Characteristic Identification) Sample:

SI~TI~ZK~00183399999~ZM~00183399999~UC~INS~PQ~AUDIO|

<i>Element ID</i>	<i>Data Element</i>	<i>Element Names / Values</i>
SI01	559	Agency Qualifier Code TI = Telecommunications Ind.
SI02	1000	Service Characteristics Qualifier \$ ZK = Conference ID
SI03	234	Product/Service ID 00183399999 = Conference ID for these charges
SI04	1000	Service Characteristics Qualifier \$ ZM = Suite
SI05	234	Product/Service ID 00183399999 = Suite
SI06	1000	Service Characteristics Qualifier \$ UC = Class of Service
SI07	234	Product/Service ID INS = Instant
SI08	1000	Service Characteristics Qualifier \$ PQ = Major Product Code
SI09	234	Product/Service ID AUDIO = Major Product Code

\$ Refer to Additional Code Lists Used by OBF/ETB (Section 10.4) for values associated with DE 1000.

PID (Product/Item Description Code) Sample: PID~X~ZZ~AS~PQ~Audio Conferencing|

<i>Element ID</i>	<i>Data Element</i>	<i>Element Names / Values</i>
PID01	349	Item Description Code X = Semi-Structured (Code & Text)

PID02	750	Product/Process Characteristic Code ZZ = Mutually Defined
PID03	559	Agency Qualifier Code AS = Assigned by Seller
PID04	751	Product Description Code PQ = Major Product Code
PID05	352	Audio Conferencing = Description

REF (Reference Number) Sample: REF~11~93333333~CUSTOMER ID|
 REF~CR~5555 1111|
 REF~BN~00183399999~CONFERENCE NUMBER|

<i>Element ID</i>	<i>Data Element</i>	<i>Element Names / Values</i>
REF01	128	Reference Number Qualifier 11 = Account Number CR = Customer Reference Number BN = Booking Number
REF02	127	Reference Number 93333333 = CUSTOMER ID 5555 1111 = Customer Reference Number 00183399999 = CONFERENCE NUMBER
REF03	352	Description

DTM (Date/Time Reference) Sample: DTM~196~20130903~000133~LT|
 SV*2050: Total Amount Billed

(for Summary/Consolidated Billing Only)

<i>Element ID</i>	<i>Data Element</i>	<i>Element Names / Values</i>
DTM01	374	Date/Time Qualifier 196 = Start
DTM02	373	Date = Service Period Start = CCYYMMDD
DTM03	337	Time expressed in 24-hour clock time as follows: HHMMSS
DTM04	623	LT = Local Time

NM1 Loop (Service Location) Sample: NM1~KM~1~SMITH~JOHN~~~~91~0222333888|

<i>Element ID</i>	<i>Data Element</i>	<i>Element Names / Values</i>
NM101	98	Entity Identification Code KM = Coordinator
NM102	1065	Entity Type Qualifier 1 = Person
NM103	1035	Name Last or Organization Name SMITH
		Name First JOHN
NM108	066	Identification Code Qualifier 91 = Assigned by Seller
NM109	067	Identification Code 0222333888

PER (Contact Telephone Numbers) Sample: PER~IC~~TE~310-975-2096|

<i>Element ID</i>	<i>Data Element</i>	<i>Element Names / Values</i>
PER01	366	Contact Function Code IC = Information Contact
PER03	365	Communication Number Qualifier TE = Telephone
PER04	364	Communication Number NPA NNX NNNN

HL (Hierarchical Level) Sample: HL~88~87~8~0|

<i>Element ID</i>	<i>Data Element</i>	<i>Element Names / Values</i>
HL01	628	Hierarchical ID Number
HL02	734	Hierarchical Parent ID Number
HL03	735	Hierarchical Level Code 8 = Charge Detail
HL04	736	Hierarchical Child Code 0 = No Subordinate Segments

SLN (Subline Item Detail) Sample: SLN~126~~I~1~M4~0.39~~I|

<i>Element ID</i>	<i>Data Element</i>	<i>Element Names / Values</i>
SLN01	350	Identification Number = Sequentially Assigned Number
SLN03	662	Relationship Code I = Included
SLN04	380	Quantity = 1
SLN05	355	Unit of Measurement Code M4 = Monetary Value
SLN06	212	Unit Price # 0.39 = Dollars/Cents
SLN08	662	Relationship Code I = Included

Included in IT104 amount.

SI (Service Characteristic Identification) Sample:

SI~TI~SS~M~MT~TF~SD~AB~RS~S~RP~01~FN~8185089999~TM~8885989999~BA~0000000001~S
 C~455~SQ~MM|

<i>Element ID</i>	<i>Data Element</i>	<i>Element Names / Values</i>
SI01	559	Agency Qualifier Code TI = Telecommunications Ind.
SI02	1000	Service Characteristics Qualifier \$ SS = Service Sub-category Code
SI03	234	Product/Service ID M = Metered
SI04	1000	Service Characteristics Qualifier \$ MT = Message Type
SI05	234	Product/Service ID TF = Toll Free
SI06	1000	Service Characteristics Qualifier \$ SD = Settlement Code
SI07	234	Product/Service ID AB = Intra – US/US
SI08	1000	Service Characteristics Qualifier \$ RS = Rate Schedule.
SI09	234	Product/Service ID S = Simple Rate
SI10	1000	Service Characteristics Qualifier \$ RP = Rate Period Code
SI11	234	Product/Service ID 01 = Peak
SI12	1000	Service Characteristics Qualifier \$ FN = From Telephone Number

SI13	234	Product/Service ID 8185089999 = From Telephone Number
SI14	1000	Service Characteristics Qualifier \$ TM = To Number
SI15	234	Product/Service ID 8885989999 = To Number
SI16	1000	Service Characteristics Qualifier \$ BA = Band
SI17	234	Product/Service ID 0000000001 = Band
SI18	1000	Service Characteristics Qualifier \$ SC = Service Category Code
SI19	234	Product/Service ID @ 455 = Product Offering Element
SI20	1000	Service Characteristics Qualifier \$ SQ = Sub-Product Code
SI21	234	Product/Service ID MM = Sub-Product Code

\$ Refer to Additional Code Lists Used by OBF/ETB (Section 10.4) for values associated with DE 1000.

@ Product/Service ID associated with Service Category "SC" may be a USOC or ISOC (maximum of five characters) or a locally defined field. expressTRAK will populate this element with values for Product Offering Element (POE) at eight positions long.

The description is in the PID in this SLN loop

PID (Product/Item Description) Sample: PID~X~ZZ~AS~BA~BANDUSA|
 PID~X~ZZ~AS~SC~Instant Meeting Toll Free Meet Me Conference|
 PID~X~ZZ~AS~SQ~Audio Meet Me|
 PID~F~~~~TM888-598-9999|

Element ID	Data Element	Element Names / Values
PID01	349	Item Description Code F = Free-form X = Semi-Structured (Code & Text)
PID02	750	Product/Process Characteristic Code ZZ = Mutually Defined
PID03	559	Agency Qualifier Code AS = Assigned by Seller
PID04	751	Product Description Code BA = Band SC = Service Category Code SQ = Sub-Product

PID05	352	Description BANDUSA Instant Meeting Toll Free Meet Me Conference Audio Meet Me TM888-598-9999
-------	-----	---

ITA (Allowance, Charge or Service) Sample:

ITA~C~TI~06~0.0155~39~-----SERVICE~MSG~O|
 ITA~A~TI~04~6~-----FEDERAL USF~FUS~O|

Element ID	Data Element	Element Names / Values
ITA01	248	Allowance or Charge Indicator A = Allowance C = Charge
ITA02	559	Agency Qualifier Code TI = Telecommunication Industry
ITA04	331	Allowance or Charge Method of Handling Code 04 = Credit Customer Account 06 = Charge paid by Customer
ITA06	359	Allowance or Charge Rate = 0.0155
ITA07	360	Allowance or Charge Total Amount = 0.39 Allowance or Charge Total Amount = 0.06
ITA13	352	Description = SERVICE Description = FEDERAL USF
ITA14	150	Special Charge or Allowance Code MSG = Miscellaneous Charge \$ FUS = Federal Universal Service \$
ITA16	662	Relationship Code O = Informational

\$ Refer to Additional Code Lists Used by OBF/ETB (Section 10.4) for values.

TXI (Tax Information) Sample:

TXI~AB~0.05~-----O~STATE/LOCAL|
 TXI~AB~0.02~-----O~STATE/LOCAL|
 TXI~AB~0.01~-----O~SURCHARGE|

Element ID	Data Element	Element Names / Values
TXI01	963	Tax Type Code AB = Surtax
TXI02	782	Monetary Amount 0.05 = Dollars/Cents 0.02 = Dollars/Cents 0.01 = Dollars/Cents
TXI07	662	Relationship Code O = Information Only

TXI10	350	Tax Description STATE/LOCAL SURCHARGE
-------	-----	---

QTY (Quantity) Sample: QTY~94~25~MJ|

<i>Element ID</i>	<i>Data Element</i>	<i>Element Names / Values</i>
QTY01	673	Quantity Identifier 94 = Billable Quantity
QTY02	380	Quantity = 25
QTY03	355	MJ = Minutes

NM1 Loop (Service Location) Sample: NM1~75~1~Participant|

<i>Element ID</i>	<i>Data Element</i>	<i>Element Names / Values</i>
NM101	98	Entity Identification Code 75 = Participant
NM102	1065	Entity Type Qualifier 1 = Person
NM103	1035	Name Participant

SLN (Subline Item Detail) Sample: SLN~127~~I~1~M4~0.34~~I|

<i>Element ID</i>	<i>Data Element</i>	<i>Element Names / Values</i>
SLN01	350	Identification Number = Sequentially Assigned Number
SLN03	662	Relationship Code I = Included
SLN04	380	Quantity = 1
SLN05	355	Unit of Measurement Code M4 = Monetary Value
SLN06	212	Unit Price # 0.34 = Dollars/Cents
SLN08	662	Relationship Code I = Included

Included in IT104 amount.

SI (Service Characteristic Identification) Sample:

SI-TI~SS~M~MT~TF~SD~AB~RS~S~RP~01~FN~8583353333~TM~8885989999~BA~0000000001~S
 C~455~SQ~MM|

<i>Element ID</i>	<i>Data Element</i>	<i>Element Names / Values</i>
SI01	559	Agency Qualifier Code TI = Telecommunications Ind.
SI02	1000	Service Characteristics Qualifier \$ SS = Service Sub-category Code
SI03	234	Product/Service ID M = Metered
SI04	1000	Service Characteristics Qualifier \$ MT = Message Type
SI05	234	Product/Service ID TF = Toll Free
SI06	1000	Service Characteristics Qualifier \$ SD = Settlement Code
SI07	234	Product/Service ID AB = Intra – US/US
SI08	1000	Service Characteristics Qualifier \$ RS = Rate Schedule.
SI09	234	Product/Service ID S = Simple Rate
SI10	1000	Service Characteristics Qualifier \$ RP = Rate Period Code
SI11	234	Product/Service ID 01 = Peak
SI12	1000	Service Characteristics Qualifier \$ FN = From Telephone Number
SI13	234	Product/Service ID 8583353333 = From Telephone Number
SI14	1000	Service Characteristics Qualifier \$ TM = To Number
SI15	234	Product/Service ID 8885989999 = To Number
SI16	1000	Service Characteristics Qualifier \$ BA = Band
SI17	234	Product/Service ID 0000000001 = Band
SI18	1000	Service Characteristics Qualifier \$ SC = Service Category Code
SI19	234	Product/Service ID @ 455 = Product Offering Element
SI20	1000	Service Characteristics Qualifier \$ SQ = Sub-Product Code

SI21	234	Product/Service ID MM = Sub-Product Code
------	-----	---

\$ Refer to Additional Code Lists Used by OBF/ETB (Section 10.4) for values associated with DE 1000.

@ Product/Service ID associated with Service Category "SC" may be a USOC or ISOC (maximum of five characters) or a locally defined field. expressTRAK will populate this element with values for Product Offering Element (POE) at eight positions long.

The description is in the PID in this SLN loop

PID (Product/Item Description) Sample: PID~X~ZZ~AS~BA~BANDUSA|
 PID~X~ZZ~AS~SC~Instant Meeting Toll Free Meet Me Conference|
 PID~X~ZZ~AS~SQ~Audio Meet Me|
 PID~F~~~~TM888-598-9999|

Element ID	Data Element	Element Names / Values
PID01	349	Item Description Code F = Free-form X = Semi-Structured (Code & Text)
PID02	750	Product/Process Characteristic Code ZZ = Mutually Defined
PID03	559	Agency Qualifier Code AS = Assigned by Seller
PID04	751	Product Description Code BA = Band SC = Service Category Code SQ = Sub-Product
PID05	352	Description BANDUSA Instant Meeting Toll Free Meet Me Conference Audio Meet Me TM888-598-9999

ITA (Allowance, Charge or Service) Sample:

ITA~C~TI~~06~~0.0155~34~~~~~SERVICE~MSG~~O|
 ITA~A~TI~~04~~~5~~~~~FEDERAL USF~FUS~~O|

Element ID	Data Element	Element Names / Values
ITA01	248	Allowance or Charge Indicator A = Allowance C = Charge
ITA02	559	Agency Qualifier Code TI = Telecommunication Industry

ITA04	331	Allowance or Charge Method of Handling Code 04 = Credit Customer Account 06 = Charge paid by Customer
ITA06	359	Allowance or Charge Rate = 0.0155
ITA07	360	Allowance or Charge Total Amount = 0.34 Allowance or Charge Total Amount = 0.05
ITA13	352	Description = SERVICE Description = FEDERAL USF
ITA14	150	Special Charge or Allowance Code MSG = Miscellaneous Charge \$ FUS = Federal Universal Service \$
ITA16	662	Relationship Code O = Informational

\$ Refer to Additional Code Lists Used by OBF/ETB (Section 10.4) for values.

TXI (Tax Information) Sample:

TXI~AB~0.02~~~~~O~~~STATE/LOCAL|
 TXI~AB~0.03~~~~~O~~~STATE/LOCAL|
 TXI~AB~0.01~~~~~O~~~SURCHARGE|

<i>Element ID</i>	<i>Data Element</i>	<i>Element Names / Values</i>
TXI01	963	Tax Type Code AB = Surtax
TXI02	782	Monetary Amount 0.02 = Dollars/Cents 0.03 = Dollars/Cents 0.01 = Dollars/Cents
TXI07	662	Relationship Code O = Information Only
TXI10	350	Tax Description STATE/LOCAL SURCHARGE

DTM (Date/Time Reference) Sample: DTM~196~20130903~000445~LT|

<i>Element ID</i>	<i>Data Element</i>	<i>Element Names / Values</i>
DTM01	374	Date/Time Qualifier 196 = Start
DTM02	373	Date = CCYYMMDD
DTM03	337	Time expressed in 24-hour clock time as follows: HHMMSS

DTM04	623	LT = Local Time
-------	-----	-----------------

QTY (Quantity) Sample: QTY~94~22~MJ|

<i>Element ID</i>	<i>Data Element</i>	<i>Element Names / Values</i>
QTY01	673	Quantity Identifier 94 = Billable Quantity
QTY02	380	Quantity = 22
QTY03	355	MJ = Minutes

NM1 Loop (Service Location) Sample: NM1~75~1~Participant|

<i>Element ID</i>	<i>Data Element</i>	<i>Element Names / Values</i>
NM101	98	Entity Identification Code 75 = Participant
NM102	1065	Entity Type Qualifier 1 = Person
NM103	1035	Name Participant

HL (Hierarchical Level) Sample: HL~34~2~7~1|

<i>Element ID</i>	<i>Data Element</i>	<i>Element Names / Values</i>
HL01	628	Hierarchical ID Number
HL02	734	Hierarchical Parent ID Number
HL03	735	Hierarchical Level Code 7 = Type
HL04	736	Hierarchical Child Code 1 = Subordinate Segments

LX (Assigned Number) Sample: LX~16|

<i>Element ID</i>	<i>Data Element</i>	<i>Element Names / Values</i>
LX01	554	Sequentially Assigned Number

SI (Service Characteristic Identification) Sample:

SI~TI~ZK~06664447777~ZM~2277111~UC~UNA~PQ~VIDEO~SG~M

<i>Element ID</i>	<i>Data Element</i>	<i>Element Names / Values</i>
SI01	559	Agency Qualifier Code TI = Telecommunications Ind.
SI02	1000	Service Characteristics Qualifier \$ ZK = Conference ID
SI03	234	Product/Service ID 06664447777 = Conference ID for these charges
SI04	1000	Service Characteristics Qualifier \$ ZM = Suite
SI05	234	Product/Service ID 2277111 = Suite
SI06	1000	Service Characteristics Qualifier \$ UC = Class of Service
SI07	234	Product/Service ID UNA = Unattended
SI08	1000	Service Characteristics Qualifier \$ PQ = Major Product Code
SI09	234	Product/Service ID VIDEO = Major Product Code
SI10	1000	Service Characteristics Qualifier \$ SG = Service Group
SI11	234	Product/Service ID M = video

\$ Refer to Additional Code Lists Used by OBF/ETB (Section 10.4) for values associated with DE 1000.

PID (Product/Item Description Code) Sample: PID~X~ZZ~AS~PQ~Video Conferencing|
 PID~X~ZZ~AS~067004~5555|
 PID~F~----RESERVED ON: 130311 AT 140000|

<i>Element ID</i>	<i>Data Element</i>	<i>Element Names / Values</i>
PID01	349	Item Description Code F = Free form X = Semi-Structured (Code & Text)
PID02	750	Product/Process Characteristic Code ZZ = Mutually Defined
PID03	559	Agency Qualifier Code AS = Assigned by Seller
PID04	751	Product Description Code PQ = Major Product Code 067004 = Terminal ID

PID05	352	Video Conferencing = Description 5555 = Terminal ID RESERVED ON: 130311 AT 140000
-------	-----	--

REF (Reference Number) Sample: REF~1J~623333~Germany/Hamburg/R. 222/3355|
 REF~BN~2277111~CONFERENCE NUMBER|

<i>Element ID</i>	<i>Data Element</i>	<i>Element Names / Values</i>
REF01	128	Reference Number Qualifier 1J = Facility ID Number BN = Booking Number
REF02	127	Reference Number 623333 = Facility ID Number 2277111 = CONFERENCE NUMBER
REF03	352	Description

DTM (Date/Time Reference) Sample: DTM~196~20130311~140000~LT|

<i>Element ID</i>	<i>Data Element</i>	<i>Element Names / Values</i>
DTM01	374	Date/Time Qualifier 196 = Start
DTM02	373	Date = Service Period Start = CCYYMMDD
DTM03	337	Time expressed in 24-hour clock time as follows: HHMMSS
DTM04	623	LT = Local Time

NM1 Loop (Service Location) Sample: NM1~KM~1~JONES~MARY~~~~91~12222999|

<i>Element ID</i>	<i>Data Element</i>	<i>Element Names / Values</i>
NM101	98	Entity Identification Code 77 = Service Location
NM102	1065	Entity Type Qualifier 1 = Person
NM103	1035	Name Last or Organization Name JONES

		Name First MARY
NM108	066	Identification Code Qualifier 91 = Assigned by Seller
NM109	067	Identification Code 12222999

PER (Contact Telephone Numbers) Sample: PER~IC~~TE~49-40-7888-3333|

<i>Element ID</i>	<i>Data Element</i>	<i>Element Names / Values</i>
PER01	366	Contact Function Code IC = Information Contact
PER03	365	Communication Number Qualifier TE = Telephone
PER04	364	Communication Number

HL (Hierarchical Level) Sample: HL~35~34~8~0|

<i>Element ID</i>	<i>Data Element</i>	<i>Element Names / Values</i>
HL01	628	Hierarchical ID Number
HL02	734	Hierarchical Parent ID Number
HL03	735	Hierarchical Level Code 8 = Charge Detail
HL04	736	Hierarchical Child Code 0 = No Subordinate Segments

SLN (Subline Item Detail) Sample: SLN~74~~|~1~M4~16.32~~|

<i>Element ID</i>	<i>Data Element</i>	<i>Element Names / Values</i>
SLN01	350	Identification Number = Sequentially Assigned Number
SLN03	662	Relationship Code I = Included
SLN04	380	Quantity = 1
SLN05	355	Unit of Measurement Code M4 = Monetary Value
SLN06	212	Unit Price # 16.32 = Dollars/Cents

SLN08	662	Relationship Code I = Included
-------	-----	-----------------------------------

Included in IT104 amount.

SI (Service Characteristic Identification) Sample:

SI-TI~SS~M~RS~S~RP~14~SD~IT~BA~0000000003~SG~N~PQ~110000~SQ~205275|

<i>Element ID</i>	<i>Data Element</i>	<i>Element Names / Values</i>
SI01	559	Agency Qualifier Code TI = Telecommunications Ind.
SI02	1000	Service Characteristics Qualifier \$ SS = Service Sub-category Code
SI03	234	Product/Service ID M = Metered
SI04	1000	Service Characteristics Qualifier \$ RS = Rate Schedule.
SI05	234	Product/Service ID S = Simple Rate
SI06	1000	Service Characteristics Qualifier \$ RP = Rate Period Code
SI07	234	Product/Service ID 14 = Multi-period
SI08	1000	Service Characteristics Qualifier \$ SD = Settlement Code
SI09	234	Product/Service ID IT = International
SI10	1000	Service Characteristics Qualifier \$ BA = Band
SI11	234	Product/Service ID 0000000003 = Band
SI12	1000	Service Characteristics Qualifier \$ SG = Service Group
SI13	234	Product/Service ID N = Net conference
SI14	1000	Service Characteristics Qualifier \$ PQ = Major Product Code
SI15	234	Product/Service ID 110000 = Major Product Code
SI16	1000	Service Characteristics Qualifier \$ SQ = Sub-Product Code
SI17	234	Product/Service ID 205275 = Sub-Product Code

\$ Refer to Additional Code Lists Used by OBF/ETB (Section 10.4) for values associated with DE 1000.

PID (Product/Item Description) Sample: PID~X~ZZ~AS~BA~BAND ID: ALL|
 PID~F~~~~COST CENTRE: 110|
 PID~X~ZZ~AS~VH~BRIDGE PORT|
 PID~F~~~~IP Video Usage up to 384K|
 PID~X~ZZ~AS~VC~0|
 PID~F~~~~PRODUCT ID: 585 DESC: IP Video Usage
 up to 384K|
 PID~X~ZZ~AS~PQ~Communications Services|
 PID~X~ZZ~AS~SQ~Video Conferencing|

<i>Element ID</i>	<i>Data Element</i>	<i>Element Names / Values</i>
PID01	349	Item Description Code F = Free Form X = Semi-Structured (Code & Text)
PID02	750	Product/Process Characteristic Code ZZ = Mutually Defined
PID03	559	Agency Qualifier Code AS = Assigned by Seller
PID04	751	Product Description Code BA = Band VH = Video Header VC = Video Channel PQ = Major Product Code SQ = Sub-Product Code
PID05	352	Description BAND ID: ALL = Band COST CENTRE: 110 BRIDGE PORT = Video Header IP Video Usage up to 384K 0 = Video Channel PRODUCT ID: 585 DESC: IP Video Usage up to 384K Communications Services = Major Product Code Video Conferencing = Sub-Product Code

ITA (Allowance, Charge or Service) Sample: ITA~C~TI~~06~~0.48~1632~~~~~FEATURE
 CHARGE~MSG~~|

<i>Element ID</i>	<i>Data Element</i>	<i>Element Names / Values</i>
ITA01	248	Allowance or Charge Indicator C = Charge
ITA02	559	Agency Qualifier Code TI = Telecommunication Industry
ITA04	331	Allowance or Charge Method of Handling Code 06 = Charge paid by Customer

ITA06	359	Allowance or Charge Rate = 0.48
ITA07	360	Allowance or Charge Total Amount = 16.32
ITA13	352	Description = FEATURE CHARGE
ITA14	150	Special Charge or Allowance Code MSG = Miscellaneous Charge \$
ITA16	662	Relationship Code I = Included

\$ Refer to Additional Code Lists Used by OBF/ETB (Section 10.4) for values.

REF (Reference Number) Sample: REF~1J~000000000622222~Germany|

<i>Element ID</i>	<i>Data Element</i>	<i>Element Names / Values</i>
REF01	128	Reference Number Qualifier 1J = Facility ID Number
REF02	127	Reference Number Facility ID Number = 000000000622222
REF03	352	Description

QTY (Quantity) Sample: QTY~94~34~MJ|

<i>Element ID</i>	<i>Data Element</i>	<i>Element Names / Values</i>
QTY01	673	Quantity Identifier 94 = Billable Quantity
QTY02	380	Quantity = 34
QTY03	355	MJ = Minutes

SLN (Subline Item Detail) Sample: SLN~74~~|~1~M4~16.32~~|

<i>Element ID</i>	<i>Data Element</i>	<i>Element Names / Values</i>
SLN01	350	Identification Number = Sequentially Assigned Number
SLN03	662	Relationship Code I = Included
SLN04	380	Quantity = 1
SLN05	355	Unit of Measurement Code M4 = Monetary Value

SLN06	212	Unit Price 16.32 = Dollars/Cents	#
SLN08	662	Relationship Code I = Included	

Included in IT104 amount.

SI (Service Characteristic Identification) Sample:

SI-TI~SS~M~RS~S~RP~14~SD~IT~BA~0000000003~SG~N~PQ~110000~SQ~205275|

<i>Element ID</i>	<i>Data Element</i>	<i>Element Names / Values</i>
SI01	559	Agency Qualifier Code TI = Telecommunications Ind.
SI02	1000	Service Characteristics Qualifier \$ SS = Service Sub-category Code
SI03	234	Product/Service ID M = Metered
SI04	1000	Service Characteristics Qualifier \$ RS = Rate Schedule.
SI05	234	Product/Service ID S = Simple Rate
SI06	1000	Service Characteristics Qualifier \$ RP = Rate Period Code
SI07	234	Product/Service ID 14 = Multi-period
SI08	1000	Service Characteristics Qualifier \$ SD = Settlement Code
SI09	234	Product/Service ID IT = International
SI10	1000	Service Characteristics Qualifier \$ BA = Band
SI11	234	Product/Service ID 0000000003 = Band
SI12	1000	Service Characteristics Qualifier \$ SG = Service Group
SI13	234	Product/Service ID N = Net conference
SI14	1000	Service Characteristics Qualifier \$ PQ = Major Product Code
SI15	234	Product/Service ID 110000 = Major Product Code
SI16	1000	Service Characteristics Qualifier \$ SQ = Sub-Product Code
SI17	234	Product/Service ID 205275 = Sub-Product Code

\$ Refer to Additional Code Lists Used by OBF/ETB (Section 10.4) for values associated with DE 1000.

PID (Product/Item Description) Sample: PID~X~ZZ~AS~BA~BAND ID: ALL|
 PID~F~~~~COST CENTRE: 110|
 PID~X~ZZ~AS~VH~BRIDGE PORT|
 PID~F~~~~IP Video Usage up to 384K|
 PID~X~ZZ~AS~VC~0|
 PID~F~~~~PRODUCT ID: 585 DESC: IP Video Usage
 up to 384K|
 PID~X~ZZ~AS~PQ~Communications Services|
 PID~X~ZZ~AS~SQ~Video Conferencing|

<i>Element ID</i>	<i>Data Element</i>	<i>Element Names / Values</i>
PID01	349	Item Description Code F = Free Form X = Semi-Structured (Code & Text)
PID02	750	Product/Process Characteristic Code ZZ = Mutually Defined
PID03	559	Agency Qualifier Code AS = Assigned by Seller
PID04	751	Product Description Code BA = Band VH = Video Header VC = Video Channel PQ = Major Product Code SQ = Sub-Product Code
PID05	352	Description BAND ID: ALL = Band COST CENTRE: 110 BRIDGE PORT = Video Header IP Video Usage up to 384K 0 = Video Channel PRODUCT ID: 585 DESC: IP Video Usage up to 384K Communications Services = Major Product Code Video Conferencing = Sub-Product Code

ITA (Allowance, Charge or Service) Sample: ITA~C~TI~~06~~0.48~1632~~~~~FEATURE
 CHARGE~MSG~~|

<i>Element ID</i>	<i>Data Element</i>	<i>Element Names / Values</i>
ITA01	248	Allowance or Charge Indicator C = Charge
ITA02	559	Agency Qualifier Code TI = Telecommunication Industry
ITA04	331	Allowance or Charge Method of Handling Code 06 = Charge paid by Customer

ITA06	359	Allowance or Charge Rate = 0.48
ITA07	360	Allowance or Charge Total Amount = 16.32
ITA13	352	Description = FEATURE CHARGE
ITA14	150	Special Charge or Allowance Code MSG = Miscellaneous Charge \$
ITA16	662	Relationship Code I = Included

\$ Refer to Additional Code Lists Used by OBF/ETB (Section 10.4) for values.

REF (Reference Number) Sample: REF~1J~000000000623333~Germany/Hamburg/R. 222/3355|

<i>Element ID</i>	<i>Data Element</i>	<i>Element Names / Values</i>
REF01	128	Reference Number Qualifier 1J = Facility ID Number
REF02	127	Reference Number Facility ID Number = 000000000622222
REF03	352	Description

QTY (Quantity) Sample: QTY~94~34~MJ|

<i>Element ID</i>	<i>Data Element</i>	<i>Element Names / Values</i>
QTY01	673	Quantity Identifier 94 = Billable Quantity
QTY02	380	Quantity = 34
QTY03	355	MJ = Minutes

SLN (Subline Item Detail) Sample: SLN~74~~I~1~M4~16.32~~I|

<i>Element ID</i>	<i>Data Element</i>	<i>Element Names / Values</i>
SLN01	350	Identification Number = Sequentially Assigned Number
SLN03	662	Relationship Code I = Included
SLN04	380	Quantity = 1
SLN05	355	Unit of Measurement Code M4 = Monetary Value

SLN06	212	Unit Price 16.32 = Dollars/Cents	#
SLN08	662	Relationship Code I = Included	

Included in IT104 amount.

SI (Service Characteristic Identification) Sample:

SI-TI~SS~M~RS~S~RP~14~SD~IT~BA~0000000003~SG~N~PQ~110000~SQ~205275|

<i>Element ID</i>	<i>Data Element</i>	<i>Element Names / Values</i>
SI01	559	Agency Qualifier Code TI = Telecommunications Ind.
SI02	1000	Service Characteristics Qualifier SS = Service Sub-category Code
SI03	234	Product/Service ID M = Metered
SI04	1000	Service Characteristics Qualifier RS = Rate Schedule.
SI05	234	Product/Service ID S = Simple Rate
SI06	1000	Service Characteristics Qualifier RP = Rate Period Code
SI07	234	Product/Service ID = Multi-period 14
SI08	1000	Service Characteristics Qualifier SD = Settlement Code
SI09	234	Product/Service ID = International IT
SI10	1000	Service Characteristics Qualifier BA = Band
SI11	234	Product/Service ID 0000000003 = Band
SI12	1000	Service Characteristics Qualifier SG = Service Group
SI13	234	Product/Service ID N = Net conference
SI14	1000	Service Characteristics Qualifier PQ = Major Product Code
SI15	234	Product/Service ID 110000 = Major Product Code
SI16	1000	Service Characteristics Qualifier SQ = Sub-Product Code
SI17	234	Product/Service ID 205275 = Sub-Product Code

\$ Refer to Additional Code Lists Used by OBF/ETB (Section 10.4) for values associated with DE 1000.

PID (Product/Item Description) Sample: PID~X~ZZ~AS~BA~BAND ID: ALL|
 PID~F~~~~COST CENTRE: 110|
 PID~X~ZZ~AS~VH~BRIDGE PORT|
 PID~F~~~~IP Video Usage up to 384K|
 PID~X~ZZ~AS~VC~0|
 PID~F~~~~PRODUCT ID: 585 DESC: IP Video Usage
 up to 384K|
 PID~X~ZZ~AS~PQ~Communications Services|
 PID~X~ZZ~AS~SQ~Video Conferencing|

<i>Element ID</i>	<i>Data Element</i>	<i>Element Names / Values</i>
PID01	349	Item Description Code F = Free Form X = Semi-Structured (Code & Text)
PID02	750	Product/Process Characteristic Code ZZ = Mutually Defined
PID03	559	Agency Qualifier Code AS = Assigned by Seller
PID04	751	Product Description Code BA = Band VH = Video Header VC = Video Channel PQ = Major Product Code SQ = Sub-Product Code
PID05	352	Description BAND ID: ALL = Band COST CENTRE: 110 BRIDGE PORT = Video Header IP Video Usage up to 384K 0 = Video Channel PRODUCT ID: 585 DESC: IP Video Usage up to 384K Communications Services = Major Product Code Video Conferencing = Sub-Product Code

ITA (Allowance, Charge or Service) Sample: ITA~C~TI~~06~~0.48~1632~~~~~FEATURE
 CHARGE~MSG~~|

<i>Element ID</i>	<i>Data Element</i>	<i>Element Names / Values</i>
ITA01	248	Allowance or Charge Indicator C = Charge
ITA02	559	Agency Qualifier Code TI = Telecommunication Industry
ITA04	331	Allowance or Charge Method of Handling Code 06 = Charge paid by Customer

ITA06	359	Allowance or Charge Rate = 0.48
ITA07	360	Allowance or Charge Total Amount = 16.32
ITA13	352	Description = FEATURE CHARGE
ITA14	150	Special Charge or Allowance Code MSG = Miscellaneous Charge \$
ITA16	662	Relationship Code I = Included

\$ Refer to Additional Code Lists Used by OBF/ETB (Section 10.4) for values.

REF (Reference Number) Sample: REF~1J~000000000623333~Germany/Hamburg/R. 222/3355|

<i>Element ID</i>	<i>Data Element</i>	<i>Element Names / Values</i>
REF01	128	Reference Number Qualifier 1J = Facility ID Number
REF02	127	Reference Number Facility ID Number = 000000000623333
REF03	352	Description

QTY (Quantity) Sample: QTY~94~34~MJ|
 QTY~94~34~UN|

<i>Element ID</i>	<i>Data Element</i>	<i>Element Names / Values</i>
QTY01	673	Quantity Identifier 94 = Billable Quantity
QTY02	380	Quantity = 34
QTY03	355	MJ = Minutes UN = Unit

7.2.9 SV~0510: Interexchange Carrier Invoice Billing

(also called Invoice Ready Billing, IRB)

This sample mapping contains Interexchange Carrier Invoice Billing summary data with the associated Itemized Calls appearing with Itemized Calls.

Exceptions may occur when it is required to include information from carrier invoice records, such as proving the detail level(s) to the proper summary level(s) may not balance. In this case, the

'foreign' information will be inserted 'as received' from the outside source. Descriptions, content, initialization, etc. of the inserted information is governed by the information/service provider.

The IT104 element contains the amount due for the invoice. The SLN06, ITA07 and TXI02 elements provide a breakdown of the invoice charges not including Itemized Call charges and are informational only.

Structure of Interexchange Carrier Invoice Billing

<i>Segment ID</i>	<i>Position</i>	<i>Segment Description</i>	<i>Loop</i>	<i>Max Use</i>	<i>O/M</i>
HL	010	Hierarchical Level	HL8	1	M
SLN	390	Subline item Detail	SLN	>1	M
ITA	440	Allowance, Charge or Service	SLN	>1	O
TXI	450	Tax Information	SLN	>1	O
REF	460	Reference Numbers	SLN	1	O
DTM	480	Date/Time Reference	SLN	1	O
QTY	510	Quantity	SLN/QTY	>1	O

SAMPLE MAPPING INTEREXCHANGE CARRIER INVOICE BILLING SUMMARY:

```

HL~3~1~4~1|
IT1~~1~M4~10.31~~SV~0510~ZZ~4|
HL~4~3~8~0|
SLN~7~~|~1~M4~4.95~~|~SV~0510|
PID~F~~~~Carrier Access Charge|
ITA~N~TI~~ZZ~~~~50~~~~~Good Customer Discount~PAI~O|
ITA~N~TI~~ZZ~~~~500~~~~~Carrier Access Charge~MSG~O|
TXI~FD~0.06~~~~O|
TXI~SL~0.09~~~~O|
REF~IV~2D987654|
DTM~151~19990625|
QTY~94~1~C0|
  
```

HL (Hierarchical Level) Sample: HL~4~3~8~0|

<i>Element ID</i>	<i>Data Element</i>	<i>Element Names / Values</i>
HL01	628	Hierarchical ID Number
HL02	734	Hierarchical Parent ID Number

HL03	735	Hierarchical Level Code 8 = Charge Detail
HL04	736	Hierarchical Child Code 0 = No Subordinate Segments

SLN (Subline Item Detail) Sample: SLN~7~~|~1~M4~4.95~~|~SV~0510|

<i>Element ID</i>	<i>Data Element</i>	<i>Element Names / Values</i>
SLN01	350	Identification Number = Sequentially Assigned Number
SLN03	662	Relationship Code I = Included
SLN04	380	Quantity 1 = Unit price is total charge
SLN05	355	Unit or Basis for Measurement Code M4 = Monetary Value
SLN06	212	Unit Price # 4.95 = Dollars/Cents
SLN08	662	Relationship Code O = Information Only
SLN09	235	Product/Service ID Qualifier SV = Service Rendered
SLN10	234	Product/Service ID 0510 = Interexchange Carrier Invoice Charges

Included in IT104 amount.

PID (Product/Item Description Code) Sample: PID~F~~~~Carrier Access Charge|

<i>Element ID</i>	<i>Data Element</i>	<i>Element Names / Values</i>
PID01	349	Item Description Code F = Free-Form
PID05	352	Description = Carrier Access Charge

ITA (Allowance, Charge or Service) Sample:

ITA~N~TI~~ZZ~~~~50~~~~~ Good Customer Discount~PAI~~~O|

ITA~N~TI~~ZZ~~~~500~~~~~Carrier Access Charge ~MSG~~~O|

<i>Element ID</i>	<i>Data Element</i>	<i>Element Names / Values</i>
ITA01	248	Allowance or Charge Indicator N = No Allowance or Charge
ITA02	559	Agency Qualifier Code

		TI = Telecommunications Industry
ITA04	331	Allowance or Charge Method of Handling Code ZZ = Mutually Defined
ITA07	360	Allowance or Charge Total Amount & = -.50 = 5.00
ITA13	352	Description Good Customer Discount Carrier Access Charge
ITA14	150	Special Allowance/Charge Code PAI = Promotional Discount \$ MSG = Miscellaneous Charge
ITA16	662	Relationship Code O = Information Only

& Included in SLN06 amount.

\$ Refer to Additional Code Lists Used by OBF/ETB (Section 10.4) for values.

TXI (Tax Information) Sample: TXI~FD~0.06~~~~O|
 TXI~SL~0.09~~~~O|

<i>Element ID</i>	<i>Data Element</i>	<i>Element Names / Values</i>
TXI01	963	Tax Type Code FD = Federal Tax SL = State and Local Tax
TXI02	782	Monetary Amount & 0.06 = Dollars/Cents 0.09 = Dollars/Cents
TXI06	441	Tax Exempt Code 2 = Not Tax Exempt
TXI07	662	Relationship Code O = Informational only

& Included in SLN06 amount.

REF (Reference Number) Sample: REF~IV~2D987654|

<i>Element ID</i>	<i>Data Element</i>	<i>Element Names / Values</i>
REF01	128	Reference Number Qualifier IV = Seller's Invoice Number
REF02	127	Reference Number 2D987654 = Invoice Number

DTM (Date/Time Reference) Sample: DTM~151~19990625|

<i>Element ID</i>	<i>Data Element</i>	<i>Element Names / Values</i>
DTM01	374	Date/Time Qualifier 151 = Service Period End
DTM02	373	Date = Service Period End = CCYYMMDD

QTY (Quantity) Sample: QTY~94~1~C0|

<i>Element ID</i>	<i>Data Element</i>	<i>Element Names / Values</i>
QTY01	673	Quantity Identifier 94 = Billable Quantity
QTY02	380	Quantity = 1
QTY03	355	Unit or Basis for Measurement Code C0 = Calls

7.2.10 SV~0600: Directory Advertising

The information is presented using HL 8 for each individual detail item.

The SLN06 element contains the cost of the detail item. The sum of all SLN06 amounts equal the IT104 amount for Directory Advertising IT107 = 0600.

Structure of Additions & Changes Detail:

<i>Segment ID</i>	<i>Position</i>	<i>Segment Description</i>	<i>Loop</i>	<i>Max Use</i>	<i>O/M</i>
HL	010	Hierarchical Level	HL8	1	M
SLN	390	Subline Item Detail	SLN	>1	M
SI	400	Service Characteristic	SLN	>1	M
ITA	440	Allowance, Charge or Service	SLN	>1	O
TXI	450	Tax Information	SLN	>1	O
REF	460	Reference Numbers	SLN	1	O
DTM	480	Date / Time Reference	SLN	>1	O
QTY	510	Quantity	SLN/QTY	1	O

SAMPLE MAPPING of Directory Advertising:

SI01	559	Agency Qualifier Code TI = Telecommunications Ind.
SI02	1000	Service Characteristics Qualifier DZ = Directory Advertising Category Code
SI03	234	Product/Service ID % 10 = DA Monthly Billing
SI04	1000	Service Characteristics Qualifier \$ DB = Directory Block Code
SI05	234	Product/Service ID 016115 = The Yellow Pages Publishing Association Directory Publication Code
SI06	1000	Service Characteristics Qualifier \$ DN = Directory Book Name
SI07	234	Product/Service ID

\$ Refer to Additional Code Lists Used by OBF/ETB (Section 10.4) for values associated with DE 1000.

REF (Reference Number) Sample: REF~82~LISTNM~Hawaii|
 REF~IX~ DLNUM~8139991234|

<i>Element ID</i>	<i>Data Element</i>	<i>Element Names / Values</i>
REF01	128	Reference Number Qualifier 82 = Data Item Description (DID) Reference IX = Item Number
REF02	127	Reference Number DLNUM = Directory Advertising Transfer Tel Number LISTNM = Directory Name
REF03	352	Description

DTM (Date/Time Reference) Sample: DTM~150~20050301|
 DTM~151~20050331|

<i>Element ID</i>	<i>Data Element</i>	<i>Element Names / Values</i>
DTM01	374	Date/Time Qualifier 150 = Service Period Start 151 = Service Period End
DTM02	373	Date = Service Period Start = CCYYMMDD

QTY (Quantity) Sample: QTY~DY~30|
 QTY~8G~1|

<i>Element ID</i>	<i>Data Element</i>	<i>Element Names / Values</i>
QTY01	673	Quantity Identifier 8G = Number Advertising Directories +1 DY = Number Effective Days
QTY02	380	Quantity

7.2.11 SV~0700: Usage

Charges associated with Usage have two (2) components that are Account-Level Summary and Line-Level Summary.

The amount billed is contained in the Account-Level Summary and can be identified by a value of "I" in SLN08 element. Usage information at the Account-Level is presented using HL 8, Charge Detail, and HL 9, Line Detail.

The SLN06 element contains the total usage charge by type of service. This amount is included in the IT104 amount for the appropriate Product/Service ID (IT107 = 0700) and allows the user to verify the IT104 amount for Usage.

The Usage Line-Level Summaries provide a breakdown of the usage by individual telephone number and are informational in nature. Usage information at the Line-Level is presented using HL 7, Type, and HL 9, Line Detail.

Structure of Usage (SV~0700):

<i>Segment ID</i>	<i>Position</i>	<i>Segment Description</i>	<i>Loop</i>	<i>Max Use</i>	<i>O/M</i>
HL	010	Hierarchical Level	HL4		
IT1	210	Base Line Item Data	IT1	1	O
ITA	310	Allowance, Charge or Service	IT1/ITA	1	O
HL	010	Hierarchical Level	HL8	1	M
SLN	390	Subline item Detail	SLN	1	M
SI	400	Service Characteristics	SLN	1	O
PID	410	Product/Item Description	SLN	200	O
ITA	440	Allowance, Charge or Service	SLN	10	O
AMT	490	Monetary Amount	SLN	15	O
QTY	510	Quantity	SLN/QTY	>1	O

HL	010	Hierarchical Level	HL9	1	M
USD	620	Usage Sensitive Detail	USD	>1	O
SI	625	Service Characteristics	USD	>1	O
ITA	630	Allowance, Charge or Service	USD	2	O
HL	010	Hierarchical Level	HL7	1	M
LX	020	Sequentially Assigned Number	LX	1	O
SI	030	Service Characteristics	LX	1	O
HL	010	Hierarchical Level	HL9	1	M
USD	620	Usage Sensitive Detail	USD	>1	O
SI	625	Service Characteristics	USD	>1	O

SAMPLE MAPPING of Usage (SV~0700):

HL~8~1~4~1|
 IT1~~1~M4~28.21~~SV~0700~ZZ~3|
 ITA~C~TI~~06~~~01~~~~~SMS~~|
 HL~9~8~8~1|
 SLN~4.1~~I~1~M4~28.20~~I~SV~0700
 SI~TI~SS~1~DS~NCLI|
 PID~X~ZZ~AS~DS~Local Call Summary|
 ITA~A~TI~~04~~~149~~~~~VAB~~O
 AMT~SC~29.7|
 AMT~8~-1.49|
 HL~10~9~9~0|
 USD~O~1~0.022~~MJ~978|
 SI~TI~RP~01~BA~01~DS~NCLI|
 HL~11~9~9~0|
 USD~O~2~0.022~~MJ~153|
 SI~TI~RP~02~BA~02~DS~NCLI|
 ITA~N~TI~~ZZ~~~~~0.5~~~~~DSC~~O|

← ACCOUNT-LEVEL SUMMARY

HL~12~9~9~0|
 USD~O~3~0.01~~C0~481|
 SI~TI~RP~09~DS~NCLI|
 HL~13~8~7~1|
 LX~34|
 SI~TI~TN~5403829999|
 HL~14~13~9~0|
 USD~O~4~0~~MJ~975|
 SI~TI~RP~01~BA~01~DS~NCLI|
 USD~O~5~0~~MJ~153|
 SI~TI~RP~02~BA~02~DS~NCLI|
 HL~15~8~7~1|
 LX~35|
 SI~TI~TN~5403829990|
 HL~16~15~9~0|
 USD~O~6~0~~MJ~3|
 SI~TI~RP~01~BA~01~DS~NCLI|
 USD~O~7~0~~C0~153|
 SI~TI~RP~09~DS~NCLI|

← LINE-LEVEL SUMMARY

HL (Hierarchical Level) Sample: HL~9~8~8~1|

<i>Element ID</i>	<i>Data Element</i>	<i>Element Names / Values</i>
HL01	628	Hierarchical ID Number
HL02	734	Hierarchical Parent ID Number
HL03	735	Hierarchical Level Code 8 = Charge Detail
HL04	736	Hierarchical Child Code 1 = Subordinate Segments

SLN (Subline Item Detail) Sample: SLN~4.1~~|~1~M4~28.20~~|~SV~0700|

<i>Element ID</i>	<i>Data Element</i>	<i>Element Names / Values</i>
SLN01	350	Identification Number = Sequentially Assigned Number
SLN03	662	Relationship Code I = Included
SLN04	380	Quantity 1 = Unit price is total charge
SLN05	355	Unit or Basis for Measurement Code M4 = Monetary Value
SLN06	212	Unit Price 28.20 = Dollars/Cents #
SLN08	662	Relationship Code I = Included

SLN09	235	Product/Service ID Qualifier SV = Service Rendered
SLN10	234	Product/Service ID 0700 = Usage

Included in IT104 amount.

SI (Service Characteristic Identification) Sample: SI~TI~SS~1~DS~NCLI|

<i>Element ID</i>	<i>Data Element</i>	<i>Element Names / Values</i>
SI01	559	Agency Qualifier Code TI = Telecommunications Ind.
SI02	1000	Service Characteristics Qualifier \$ SS = Service Sub-category Code
SI03	234	Product/Service ID 1 = Local Calling
SI04	1000	Service Characteristics Qualifier DS = Discount Planned Code
SI05	234	Product/Service ID \$ NCLI = Local Call Summary

\$ Refer to Additional Code Lists Used by OBF/ETB (Section 10.4) for values associated with DE 1000.

PID (Product/Item Description Code) Sample: PID~X~ZZ~AS~DS~Local Call Summary|

<i>Element ID</i>	<i>Data Element</i>	<i>Element Names / Values</i>
PID01	349	Item Description Code X = Semi-Structured (Code & Text)
PID02	750	Product/Process Characteristic Code ZZ = Mutually Defined
PID03	559	Agency Qualifier Code AS = Assigned by Seller
PID04	751	Product Description Code DS = Discount Planned Code
PID05	352	Description = Local Call Summary

ITA (Allowance, Charge or Service) Sample: ITA~A~TI~~04~~~149~~~~~VAB~~O|

<i>Element ID</i>	<i>Data Element</i>	<i>Element Names / Values</i>
ITA01	248	Allowance or Charge Indicator A = Allowance
ITA02	559	Agency Qualifier Code TI = Telecommunication Industry
ITA04	331	Allowance or Charge Method of Handling Code 04 = Credit Customer Account

ITA07	360	Allowance or Charge Total Amount = -1.49
ITA14	150	Special Charge or Allowance Code VAB = Volume Discount \$
ITA16	662	Relationship Code O = Information only

\$ Refer to Additional Code Lists Used by OBF/ETB (Section 10.4) for values.

AMT (Monetary Amount) Sample: AMT~SC~29.7|
 AMT~8~-1.49|

<i>Element ID</i>	<i>Data Element</i>	<i>Element Names / Values</i>
AMT01	522	Amount Qualifier Code SC = Total Service Charge 8 = Total Monetary Discount Amount
AMT02	782	Monetary Amount 29.7= Dollars/Cents -1.49 = Dollars/Cents

HL (Hierarchical Level) Sample: HL~10~9~9~0|

<i>Element ID</i>	<i>Data Element</i>	<i>Element Names / Values</i>
HL01	628	Hierarchical ID Number
HL02	734	Hierarchical Parent ID Number
HL03	735	Hierarchical Level Code 9 = Line Detail
HL04	736	Hierarchical Child Code 0 = No Subordinate Segments

USD (Service Characteristic Identification) Sample: USD~O~1~0.022~~MJ~978|
 USD~O~2~0.022~~MJ~153|
 USD~O~3~0.01~~C0~481|

<i>Element ID</i>	<i>Data Element</i>	<i>Element Names / Values</i>
USD01	662	Relationship Code O = Informational
USD02	350	Assigned Identification
USD03	118	0.022 = Rate 0.022 = Rate 0.01 = Rate
USD05	355	Unit of Measurement MJ = Minutes C0 = Calls

USD06	380	978 = Quantity 153 = Quantity 481 = Quantity
-------	-----	--

SI (Service Characteristic Identification) Sample:

SI~TI~RP~01~BA~01~DS~NCLI|
 SI~TI~RP~02~BA~02~DS~NCLI|
 SI~TI~RP~09~DS~NCLI|

Element ID	Data Element	Element Names / Values
SI01	559	Agency Qualifier Code TI = Telecommunications Ind.
SI02	1000	Service Characteristics Qualifier RP = Rate Period
SI03	234	Product/Service ID \$ 01 = Peak 02 = Off Peak 09 = Regular
SI04	1000	Service Characteristics Qualifier BA = Band
SI05	234	Product/Service ID \$ 01 = Locally defined code to identify an area in which a call/service terminates. 02 = Locally defined code to identify an area in which a call/service terminates.
SI06	1000	Service Characteristics Qualifier DS = Discount Planned Code
SI07	234	Product/Service ID \$ NCLI = Local Call Summary

\$ Refer to Additional Code Lists Used by OBF/ETB (Section 10.4) for values associated with DE 1000.

ITA (Allowance, Charge or Service) Sample: ITA~N~TI~~ZZ~~~~~0.5~~~~~DSC~~O|

Element ID	Data Element	Element Names / Values
ITA01	248	Allowance or Charge Indicator N = No Allowance or Charge
ITA02	559	Agency Qualifier Code TI = Telecommunication Industry
ITA04	331	Allowance or Charge Method of Handling Code ZZ = Mutually Defined
ITA09	332	0.5 = Percent
ITA14	150	Special Charge or Allowance Code DSC = Discount \$
ITA16	662	Relationship Code O = Information Only

\$ Refer to Additional Code Lists Used by OBF/ETB (Section 10.4) for values.

HL (Hierarchical Level) Sample: HL~13~8~7~1|

<i>Element ID</i>	<i>Data Element</i>	<i>Element Names / Values</i>
HL01	628	Hierarchical ID Number
HL02	734	Hierarchical Parent ID Number
HL03	735	Hierarchical Level Code 7 = Type Level
HL04	736	Hierarchical Child Code 1 = Subordinate Segments

LX (Assigned Number) Sample: LX~34|

<i>Element ID</i>	<i>Data Element</i>	<i>Element Names / Values</i>
LX01	554	Sequentially Assigned Number

SI (Service Characteristic Identification) Samples: SI~TI~TN~5403829999|

<i>Element ID</i>	<i>Data Element</i>	<i>Element Names / Values</i>
SI01	559	Agency Qualifier Code TI = Telecommunications Ind.
SI02	1000	Service Characteristics Qualifier \$ TN = Telephone Line Number
SI03	234	Product/Service ID 5403829999 = Telephone Line Number

\$ Refer to Additional Code Lists Used by OBF/ETB (Section 10.4) for values associated with DE 1000.

HL (Hierarchical Level) Sample: HL~14~13~9~0|

<i>Element ID</i>	<i>Data Element</i>	<i>Element Names / Values</i>
HL01	628	Hierarchical ID Number
HL02	734	Hierarchical Parent ID Number
HL03	735	Hierarchical Level Code 9 = Line Detail
HL04	736	Hierarchical Child Code 0 = No Subordinate Segments

USD (Service Characteristic Identification) Samples: USD~O~4~0~~MJ~975|
 USD~O~5~0~~MJ~153|

<i>Element ID</i>	<i>Data Element</i>	<i>Element Names / Values</i>
USD01	662	Relationship Code O = Informational
USD02	350	Assigned Identification
USD03	118	0 = Rate
USD05	355	Unit of Measurement MJ = Minutes
USD06	380	975 = Quantity 153 = Quantity

SI (Service Characteristic Identification) Samples: SI-TI-RP~01~BA~01~DS~NCLI|
 SI-TI-RP~02~BA~02~DS~NCLI|

<i>Element ID</i>	<i>Data Element</i>	<i>Element Names / Values</i>
SI01	559	Agency Qualifier Code TI = Telecommunications Ind.
SI02	1000	Service Characteristics Qualifier RP = Rate Period
SI03	234	Product/Service ID \$ 01 = Peak 02 = Off Peak
SI04	1000	Service Characteristics Qualifier BA = Band
SI05	234	Product/Service ID \$ 01 = Locally defined code to identify an area in which a call/service terminates. 02 = Locally defined code to identify an area in which a call/service terminates.
SI06	1000	Service Characteristics Qualifier DS = Discount Planned Code
SI07	234	Product/Service ID \$ NCLI = Local Call Summary

\$ Refer to Additional Code Lists Used by OBF/ETB (Section 10.4) for values associated with DE 1000.

7.2.12 SV~0705: Measured Service

Charges associated with Measured Service have two (2) components, Account-Level Summary and associated subordinate Line-Level Summaries. The total number of billable message units and the billable amount is contained in the Account Level Summary. The Line level Summaries provide a breakdown of the message units used per line and are informational in nature. Message Unit information at the Account-Level is presented using HL 8, Charge Detail. Line-Level is presented using HL 7, Type, and HL 9, Line Detail.

The SLN06 element contains the cost of Message Units. The sum of all SLN06 amounts is included in the IT104 amount for Message Units (IT107 = 0710). This allows the user to verify the IT104 amount for Message Units.

Structure of Measured Service Summary:

Segment ID	Position	Segment Description	Loop	Max Use	O/M
HL	010	Hierarchical Level	HL4		
IT1	210	Base Line Item Data	IT1	1	O
ITA	310	Allowance, Charge or Service	IT1/ITA	1	O
HL	010	Hierarchical Level	HL8	1	M
SLN	390	Subline item Detail	SLN	1	M
SI	400	Service Characteristics	SLN	1	O
ITA	440	Allowance, Charge or Service	SLN	10	O
AMT	490	Monetary Amount	SLN	15	O
HL	010	Hierarchical Level	HL7	1	M
LX	020	Sequentially Assigned Number	LX	1	O
SI	030	Service Characteristics	LX	1	O
HL	010	Hierarchical Level	HL9	1	M
USD	620	Usage Sensitive Detail	USD	>1	O
SI	625	Service Characteristics	USD	>1	O
ITA	630	Allowance, Charge or Service	USD	2	O

SAMPLE MAPPING of Measured Service Summary:

```

HL~10~1~4~1|
IT1~~1~M4~0.71~~SV~0705~ZZ~3|
ITA~C~TI~~06~~~01~~~~~SMS~~|
HL~11~10~8~0|
SLN~11~~|~1~M4~0.7~~|~SV~0705|
SI~TI~SS~1~DS~OI|
PID~X~ZZ~AS~DS~MEASURED SERVICE (MU) SUMMARY|
ITA~A~TI~~04~~~1500~~~~~VAB~~O
AMT~SC~15.7|
AMT~8~-15|
HL~12~10~7~1|
LX~5|
SI~TI~TN~9725071891|
  
```

HL~13~12~9~0|
 USD~O~1~0.031~~MJ~100|
 SI~TI~RP~01~DS~OI|
 ITA~N~TI~~ZZ~~~~~0.5~~~~~DSC~~O|
 USD~O~2~0.013~~MJ~21|
 SI~TI~RP~02~DS~OI|
 HL~14~12~9~0|
 USD~O~3~0.031~~MJ~200|
 SI~TI~RP~03~DS~OI|
 USD~O~4~0.013~~MJ~35|
 SI~TI~RP~04~DS~OI|

HL (Hierarchical Level) Sample: HL~11~10~8~0|

<i>Element ID</i>	<i>Data Element</i>	<i>Element Names / Values</i>
HL01	628	Hierarchical ID Number
HL02	734	Hierarchical Parent ID Number
HL03	735	Hierarchical Level Code 8 = Charge Detail
HL04	736	Hierarchical Child Code 0= No Subordinate Segments

SLN (Subline Item Detail) Sample: SLN~11~~I~1~M4~0.7~~I~SV~0705|

<i>Element ID</i>	<i>Data Element</i>	<i>Element Names / Values</i>
SLN01	350	Identification Number = Sequentially Assigned Number
SLN03	662	Relationship Code I = Included
SLN04	380	Quantity 1 = Unit price is total charge
SLN05	355	Unit or Basis for Measurement Code M4 = Monetary Value
SLN06	212	Unit Price # .7 = Dollars/Cents
SLN08	662	Relationship Code I = Included
SLN09	235	Product/Service ID Qualifier SV = Service Rendered
SLN10	234	Product/Service ID 0705 = Measured Service

Included in IT104 amount.

SI (Service Characteristic Identification) Sample: SI~TI~SS~1~DS~OI|

<i>Element ID</i>	<i>Data Element</i>	<i>Element Names / Values</i>
SI01	559	Agency Qualifier Code TI = Telecommunications Ind.
SI02	1000	Service Characteristics Qualifier \$ SS = Service Sub-category Code
SI03	234	Product/Service ID 1 = Local Calling
SI04	1000	Service Characteristics Qualifier DS = Discount Planned Code
SI05	234	Product/Service ID \$ OI = MEASURED SERVICE (MU) SUMMARY

\$ Refer to Additional Code Lists Used by OBF/ETB (Section 10.4) for values associated with DE 1000.

PID (Product/Item Description Code) Sample: PID~X~ZZ~AS~DS~MEASURED SERVICE (MU) SUMMARY|

<i>Element ID</i>	<i>Data Element</i>	<i>Element Names / Values</i>
PID01	349	Item Description Code X = Semi-Structured (Code & Text)
PID02	750	Product/Process Characteristic Code ZZ = Mutually Defined
PID03	559	Agency Qualifier Code AS = Assigned by Seller
PID04	751	Product Description Code DS = Discount Planned Code
PID05	352	Description = MEASURED SERVICE (MU) SUMMARY

ITA (Allowance, Charge or Service) Sample: ITA~A~TI~~04~~~1500~~~~~VAB~~~O|

<i>Element ID</i>	<i>Data Element</i>	<i>Element Names / Values</i>
ITA01	248	Allowance or Charge Indicator A = Allowance
ITA02	559	Agency Qualifier Code TI = Telecommunication Industry
ITA04	331	Allowance or Charge Method of Handling Code 04 = Credit Customer Account
ITA07	360	Allowance or Charge Total Amount = -15.00
ITA14	150	Special Charge or Allowance Code VAB = Volume Discount \$
ITA16	662	Relationship Code O = Information only

\$ Refer to Additional Code Lists Used by OBF/ETB (Section 10.4) for values.

AMT (Monetary Amount) Sample: AMT~SC~15.7|
 AMT~8~-15|

<i>Element ID</i>	<i>Data Element</i>	<i>Element Names / Values</i>
AMT01	522	Amount Qualifier Code SC = Total Service Charge 8 = Total Monetary Discount Amount
AMT02	782	Monetary Amount .7 = Dollars/Cents -15.00 = Dollars/Cents

HL (Hierarchical Level) Sample: HL~12~10~7~1|

<i>Element ID</i>	<i>Data Element</i>	<i>Element Names / Values</i>
HL01	628	Hierarchical ID Number
HL02	734	Hierarchical Parent ID Number
HL03	735	Hierarchical Level Code 7 = Type Level
HL04	736	Hierarchical Child Code 1 = Subordinate Segments

LX (Assigned Number) Sample: LX~5|

<i>Element ID</i>	<i>Data Element</i>	<i>Element Names / Values</i>
LX01	554	Sequentially Assigned Number

SI (Service Characteristic Identification) Sample: SI~TI~TN~9725071891|

<i>Element ID</i>	<i>Data Element</i>	<i>Element Names / Values</i>
SI01	559	Agency Qualifier Code TI = Telecommunications Ind.
SI02	1000	Service Characteristics Qualifier \$ TN = Telephone Line Number
SI03	234	Product/Service ID 972 507-1891 = Telephone Line Number

\$ Refer to Additional Code Lists Used by OBF/ETB (Section 10.4) for values associated with DE 1000.

HL (Hierarchical Level) Sample: HL~13~12~9~0|

<i>Element ID</i>	<i>Data Element</i>	<i>Element Names / Values</i>
-------------------	---------------------	-------------------------------

HL01	628	Hierarchical ID Number
HL02	734	Hierarchical Parent ID Number
HL03	735	Hierarchical Level Code 9 = Line Detail
HL04	736	Hierarchical Child Code 0 = No Subordinate Segments

USD (Service Characteristic Identification) Sample: USD~O~1~0.031~~MJ~100|

<i>Element ID</i>	<i>Data Element</i>	<i>Element Names / Values</i>
USD01	662	Relationship Code O = Informational
USD02	350	Assigned Identification
USD03	118	Rate = 0.031
USD05	355	Unit of Measurement MJ = Minutes
USD06	380	Quantity = 100

SI (Service Characteristic Identification) Sample: SI~TI~RP~01~DS~O|

<i>Element ID</i>	<i>Data Element</i>	<i>Element Names / Values</i>
SI01	559	Agency Qualifier Code TI = Telecommunications Ind.
SI02	1000	Service Characteristics Qualifier RP = Rate Period
SI03	234	Product/Service ID \$ 01 = Peak
SI04	1000	Service Characteristics Qualifier DS = Discount Planned Code
SI05	234	Product/Service ID \$ OI = MEASURED SERVICE (MU) SUMMARY

\$ Refer to Additional Code Lists Used by OBF/ETB (Section 10.4) for values associated with DE 1000.

ITA (Allowance, Charge or Service) Sample: ITA~N~TI~~ZZ~~~~0.5~~~~DSC~~O|

<i>Element ID</i>	<i>Data Element</i>	<i>Element Names / Values</i>
ITA01	248	Allowance or Charge Indicator N = No Allowance or Charge
ITA02	559	Agency Qualifier Code TI = Telecommunication Industry
ITA04	331	Allowance or Charge Method of Handling Code ZZ = Mutually Defined

ITA09	332	.5 = Percent
ITA14	150	Special Charge or Allowance Code DSC = Discount \$
ITA16	662	Relationship Code O = Information Only

\$ Refer to Additional Code Lists Used by OBF/ETB (Section 10.4) for values.

7.2.13 SV~0710: Message Rate Service

Charges associated with Message Rate Service have two (2) components, Account Level Summary and associated subordinate Line Level Summaries. The total number of billable message units and the billable amount is contained in the Account Level Summary. The Line level Summaries provide a breakdown of the message units used per line and are informational in nature. Message Unit information at the Account Level is presented using HL 8, Charge Detail. Line Level is presented using HL 7, Type, and HL 9, Line Detail.

The SLN06 element contains the cost of Message Units. The sum of all SLN06 amounts is included in the IT104 amount for Message Units (IT107 = 0710). This allows the user to verify the IT104 amount for Message Units.

Structure of Message Rate Service Account Level Summary:

Segment ID	Position	Segment Description	Loop	Max Use	O/M
HL	010	Hierarchical Level	HL4		
IT1	210	Base Line Item Data	IT1	1	O
ITA	310	Allowance, Charge or Service	IT1/ITA	1	O
HL	010	Hierarchical Level	HL8	1	M
SLN	390	Subline item Detail	SLN	1	M
SI	400	Service Characteristics	SLN	1	O
ITA	440	Allowance Charge or Service	SLN	>1	O
QTY	510	Quantity	SLN/QTY	>1	O
HL	010	Hierarchical Level	HL7	1	M
LX	020	Assigned Number	LX	>1	O
SI	030	Service Characteristics	LX	8	O
HL	010	Hierarchical Level	HL9	1	M
USD	620	Usage-Sensitive Detail	USD	1	O

SAMPLE MAPPING MESSAGE Rate Service:

HL~129~1~4~1|
 IT1~~1~M4~316.81~~SV~0710~ZZ~3|
 ITA~C~TI~~06~~~01~~~~~SMS~~|
 HL~130~129~8~0|
 SLN~211~~I~1~M4~316.8~~I~SV~0710|
 SI~TI~SS~5~DS~MA|
 PID~X~ZZ~AS~DS~Message Unit Summary|
 QTY~94~3300~C0|
 QTY~99~3300~C0|
 HL~131~129~7~1|
 LX~37|
 SI~TI~TN~8175454750|
 HL~132~131~9~0|
 USD~O~92~~~C0~15~~0~00|
 SI~TI~RP~9~DS~MA|

HL (Hierarchical Level) Sample: HL~130~129~8~0|

<i>Element ID</i>	<i>Data Element</i>	<i>Element Names / Values</i>
HL01	628	Hierarchical ID Number
HL02	734	Hierarchical Parent ID Number
HL03	735	Hierarchical Level Code 8 = Charge Detail
HL04	736	Hierarchical Child Code 0 = No Subordinate Segments

SLN (Subline Item Detail) Sample: SLN~211~~I~1~M4~316.8~~I~SV~0710|

<i>Element ID</i>	<i>Data Element</i>	<i>Element Names / Values</i>
SLN01	350	Identification Number = Sequentially Assigned Number
SLN03	662	Relationship Code I = Included
SLN04	380	Quantity 1 = Unit price is total charge
SLN05	355	Unit or Basis for Measurement Code M4 = Monetary Value
SLN06	212	Unit Price # 99.65 = Dollars/Cents
SLN08	662	Relationship Code I = Included
SLN09	235	Product/Service ID Qualifier SV = Service Rendered
SLN10	234	Product/Service ID 0710 = Message Rate Service

Included in IT104 amount.

SI (Service Characteristic Identification) Sample: SI~TI~SS~5~DS~MA|

<i>Element ID</i>	<i>Data Element</i>	<i>Element Names / Values</i>
SI01	559	Agency Qualifier Code TI = Telecommunications Ind.
SI02	1000	Service Characteristics Qualifier \$ SS = Service Sub-category Code DS = Discount Planned Code
SI03	234	Product/Service ID 5 = Message Units MA= Message Unit Summary

\$ Refer to Additional Code Lists Used by OBF/ETB (Section 10.4) for values associated with DE 1000.

PID (Product/Item Description Code) Sample: PID~X~ZZ~AS~DS~Message Unit Summary|

<i>Element ID</i>	<i>Data Element</i>	<i>Element Names / Values</i>
PID01	349	Item Description Code X = Semi-Structured (Code & Text)
PID02	750	Product/Process Characteristic Code ZZ = Mutually Defined
PID03	559	Agency Qualifier Code AS = Assigned by Seller
PID04	751	Product Description Code DS = Discount Planned Code
PID05	352	Description = Message Unit Summary

QTY (Quantity) Sample: QTY~94~3300~C0|
 QTY~99~3300~C0|

<i>Element ID</i>	<i>Data Element</i>	<i>Element Names / Values</i>
QTY01	673	Quantity Qualifier Code 94 = Billable Quantity 99 = Quantity Used
QTY02	380	Quantity
QTY03	355	Unit of Measurement C0 = Calls

HL (Hierarchical Level) Sample: HL~131~129~7~1|

<i>Element ID</i>	<i>Data Element</i>	<i>Element Names / Values</i>
HL01	628	Hierarchical ID Number
HL02	734	Hierarchical Parent ID Number
HL03	735	Hierarchical Level Code 7 = Type Level
HL04	736	Hierarchical Child Code 1 = Subordinate Segments

LX (Assigned Number) Sample: LX~37|

<i>Element ID</i>	<i>Data Element</i>	<i>Element Names / Values</i>
LX01	554	Sequentially Assigned Number

SI (Service Characteristic Identification) Sample: SI~TI~TN~8175454750|

<i>Element ID</i>	<i>Data Element</i>	<i>Element Names / Values</i>
SI01	559	Agency Qualifier Code TI = Telecommunications Ind.
SI02	1000	Service Characteristics Qualifier \$ TN = Telephone Number
SI03	234	Product/Service ID 817 545-4750 = Telephone Number

\$ Refer to Additional Code Lists Used by OBF/ETB (Section 10.4) for values associated with DE 1000.

HL (Hierarchical Level) Sample: HL~132~131~9~O|

<i>Element ID</i>	<i>Data Element</i>	<i>Element Names / Values</i>
HL01	628	Hierarchical ID Number
HL02	734	Hierarchical Parent ID Number
HL03	735	Hierarchical Level Code 9 = Line Detail
HL04	736	Hierarchical Child Code 0 = No Subordinate Segments

USD (Service Characteristic Identification) Sample: USD~O~92~~~C0~15~~0~00|

<i>Element ID</i>	<i>Data Element</i>	<i>Element Names / Values</i>
-------------------	---------------------	-------------------------------

USD01	662	Relationship Code O = Informational
USD02	350	Assigned Identification
USD05	355	Unit or Basis for Measurement Code C0 = Calls
USD06	380	Quantity = 15
USD08	782	Monetary Amount = 0
USD09	610	Amount = \$.00

SI (Service Characteristic Identification) Sample: SI~TI~RP~9~DS~MA|

<i>Element ID</i>	<i>Data Element</i>	<i>Element Names / Values</i>
SI01	559	Agency Qualifier Code TI = Telecommunications Ind.
SI02	1000	Service Characteristics Qualifier \$ RP= Rate Period DS= Discount Planned Code
SI03	234	Product/Service ID 9 = Regular (Non time of day WATS) MA= Message Unit Summary

\$ Refer to Additional Code Lists Used by OBF/ETB (Section 10.4) for values associated with DE 1000.

7.2.14 SV:0715: CABS Usage

CABS Usage charges are presented in HL 8, Charge Detail, using SLN loops. The included sub-total charges, identified by an SLN08 value of "I", can be presented by monetary amount (SLN05 = M4) or by rate and usage quantity (SLN05 not equal M4).

If the SLN05 value is not "M4": The SLN06 element contains the CABS Usage rate and the SLN04 element contains the CABS Usage quantity. The SLN06 value must be multiplied by the SLN04 value to derive the billed amount.

Structure of Message Unit Account Level Summary:

<i>Segment ID</i>	<i>Position</i>	<i>Segment Description</i>	<i>Loop</i>	<i>Max Use</i>	<i>O/M</i>
HL	010	Hierarchical Level	HL4		
IT1	210	Base Line Item Data	IT1	1	O
ITA	310	Allowance, Charge or Service	IT1/ITA	1	O

HL	010	Hierarchical Level	HL7	1	M
LX	020	Assigned Number	LX	>1	O
SI	030	Service Characteristics	LX	8	O
HL	010	Hierarchical Level	HL8	1	M
SLN	390	Subline item Detail	SLN	1	M
SI	400	Service Characteristics	SLN	1	O
REF	460	Reference Numbers	SLN	1	O
DTM	480	Date/Time Reference	SLN	1	O
AMT	490	Monetary Amount	SLN	15	O
QTY	510	Quantity	SLN/QTY	>1	O

SAMPLE MAPPING CABS Usage:

HL~13~1~4~1|
 IT1~~1~M4~11.02~~SV~0715~ZZ~3|
 HL~14~13~7~1|
 LX~6|
 SI~TI~BN~856Y140059999|
 HL~13~14~8~0|
 SLN~102~~1~1~M4~0.01~~|
 SI~TI~RT~NJ~SD~IR~Z1~1~R2~3~ZA~03~Z9~22~LJ~35~RS~4~Z8~23~A1~2|
 SI~TI~DC~O~CH~06~Z7~05~RP~04~Z2~3~Z3~20~Z4~05~Z5~3~Z6~7~LX~123456|
 REF~ZH~56789|
 REF~1J~TANDEM VALU~TANDEM|
 REF~1J~LTL ID~LOCAL TRANSPORT LOCATION ID|
 REF~1J~TRENNTEDS5~SUMOFC~1J>3|
 DTM~150~20050406|
 DTM~151~20050405|
 AMT~SC~0.01|
 QTY~11~3.96532~T0|

HL (Hierarchical Level) Sample: HL~14~13~7~1|

<i>Element ID</i>	<i>Data Element</i>	<i>Element Names / Values</i>
HL01	628	Hierarchical ID Number
HL02	734	Hierarchical Parent ID Number
HL03	735	Hierarchical Level Code 7 = Type Level
HL04	736	Hierarchical Child Code 1 = Subordinate Segments

LX (Assigned Number) Sample: LX~6|

<i>Element ID</i>	<i>Data Element</i>	<i>Element Names / Values</i>
LX01	554	Sequentially Assigned Number

SI (Service Characteristic Identification) Sample: SI~TI~BN~856Y140059999|

<i>Element ID</i>	<i>Data Element</i>	<i>Element Names / Values</i>
SI01	559	Agency Qualifier Code TI = Telecommunications Ind.
SI02	1000	Service Characteristics Qualifier \$ BN = Billing Number
SI03	234	Product/Service ID 856Y140059999 = Billing Number (account number being billed for the charge)

\$ Refer to Additional Code Lists Used by OBF/ETB (Section 10.4) for values associated with DE 1000.

SLN (Subline Item Detail) Sample: SLN~102~~I~1~M4~0.01~~I|

<i>Element ID</i>	<i>Data Element</i>	<i>Element Names / Values</i>
SLN01	350	Assigned Identification
SLN03	662	Relationship Code I = Included
SLN04	380	Quantity = 1
SLN05	355	Unit or Basis for Measurement Code M4 = Monetary Value
SLN06	212	Unit Price # 0.01 = Dollars/Cents
SLN08	662	Relationship Code I = Included

Included in IT104 amount.

SI (Service Characteristic Identification) Sample:

SI~TI~RT~NJ~SD~IR~Z1~1~R2~3~ZA~03~Z9~22~LJ~35~RS~4~Z8~23~A1~2|
 SI~TI~DC~O~CH~06~Z7~05~RP~04~Z2~3~Z3~20~Z4~05~Z5~3~Z6~7~LX~123456|

<i>Element ID</i>	<i>Data Element</i>	<i>Element Names / Values</i>
SI01	559	Agency Qualifier Code TI = Telecommunications Ind.

SI02	1000	Service Characteristics Qualifier RT = State Code DC = Directionality Indicator
SI03	234	Product/Service ID NJ = State O = Originating
SI04	1000	Service Characteristics Qualifier SD = Settlement Code CH = Partial Period Ind
SI05	234	Product/Service ID IR = Interstate 06 = Change occurred, partial period is before change
SI06	1000	Service Characteristics Qualifier Z1 = Transport Rate Element Indicator Z7 = End Office/Common Carrier Line Indicator
SI07	234	Product/Service ID 1 = Transport facility mileage sensitive 05 = Local Transport Usage Detail
SI08	1000	Service Characteristics Qualifier R2 = Routing Indicator RP = Rate Period
SI09	234	Product/Service ID 3 = TSP Direct Routed 04 = Evening
SI10	1000	Service Characteristics Qualifier ZA = End Office Traffic Type Indicator Z2 = Local Service Element Z2 = Local Service Element
SI11	234	Product/Service ID 03 = Originating Operator 3 = Operator
SI12	1000	Service Characteristics Qualifier Z9 = Common Line Element Z3 = Local Service Traffic Type Indicator
SI13	234	Product/Service ID 22 = Terminating SNC 20 = Directory Assistance
SI14	1000	Service Characteristics Qualifier LJ = Local Transport Element Z4 = Directory Assistance Type Indicator
SI15	234	Product/Service ID 35 = Terminating MOU 05 = Live Operator
SI16	1000	Service Characteristics Qualifier RS = Premium/Non-Premium Indicator Z5 = Operator Services Type Indicator
SI17	234	Product/Service ID 4 = Discounted Premium 3 = Call Interrupt
SI18	1000	Service Characteristics Qualifier Z8 = Service Activity Code Z6 = Operator Type Indicator

SI19	234	Product/Service ID 23 = Called Directory Number Delivery 7 = Operator Dialed
SI20	1000	Service Characteristics Qualifier A1 = Actual/Assumed Usage Indicator LX = Local Exchange
SI21	234	Product/Service ID 2 = Assumed Usage (Non Recorded) 123456 = Local Exchange

REF (Reference Number) Sample: REF~ZH~56789|
 REF~1J~TANDEM VALU~TANDEM|
 REF~1J~LTL ID~LOCAL TRANSPORT LOCATION ID|
 REF~1J~TRENNJTEDS5~SUMOFC~1J>3|

Element ID	Data Element	Element Names / Values
REF01	128	Reference Number Qualifier ZH = Carrier Identification Code – Detail 1J = Facility ID Number
REF02	127	Reference Number
REF03	352	TANDEM = Tandem ID SUMOFC = Summary Office ID
C04001	128	1J = SUMMARY OFFICE ID INDICATOR
C04002	127	3 = Dial Tone Office

DTM (Date/Time Reference) Sample: DTM~150~20050406|
 DTM~151~20050405|

Element ID	Data Element	Element Names / Values
DTM01	374	Date/Time Qualifier 150 = Service Period Start 151 = Service Period End
DTM02	373	Date = Service Period Start = CCYYMMDD Date = Service Period End = CCYYMMDD

AMT (Monetary Amount) Sample: AMT~SC~0.01|

Element ID	Data Element	Element Names / Values
AMT01	522	Amount Qualifier Code SC = Total Service Charge
AMT02	782	Monetary Amount 0.01 = Dollars/Cents

QTY (Quantity) Sample: QTY~11~3.96532~T0|

<i>Element ID</i>	<i>Data Element</i>	<i>Element Names / Values</i>
QTY01	673	Quantity Identifier 11 = Split Quantity (Fractional Usage)
QTY02	380	Quantity = 3.96532
C0301	355	TO = Telecommunications Lines in Service (circuits)

7.2.15 SV~0800: Optional Call Plan / Discount Plan

Optional Call Plan represents charges associated with discount calling plans. Optional Call Plan charges are included in Itemized Call Detail (IT107 = 0500) for Verizon Legacy South and in Optional Call Plan/Discount Plan (IT107 = 0800) for Verizon Legacy North and expressTRAK. All are identified with an SLN loop where SLN10 = 0800. The information for Optional Call Plan is presented using HL 8, Charge Detail.

The SLN06 element contains the amount due for the Optional Call Plan. The sum of the SLN06 amounts equals the total amount for the Optional Call Plan. This amount is included in the IT104 amount.

NOTE: Additional discounts *may* appear along with Optional Call Plan charges as a separate SLN/SI loop. The SLN06 element contains the amount of the discount as a negative number and is included in the IT104 amount.

Structure of Optional Call Plan (Not Complex):

<i>Segment ID</i>	<i>Position</i>	<i>Segment Description</i>	<i>Loop</i>	<i>Max Use</i>	<i>O/M</i>
HL	010	Hierarchical Level	HL8	1	M
SLN	390	Subline item Detail	SLN	>1	M
SI	400	Service Characteristics	SLN	>1	O
PID	410	Product/Item Description	SLN	1	O
ITA	440	Allowance Charge or Service	SLN	10	O

SAMPLE MAPPING OPTIONAL CALL PLAN (Not Complex):

HL~6~1~4~0|
 IT1~~1~M4~-8.47~~SV~0800~ZZ~4|
 HL~7~6~8~0|
 SLN~5~~1~1~M4~31~~|
 SI~TI~DS~003|

PID~X~ZZ~AS~DS~Key Connections|
 ITA~A~TI~~04~~~05~~0.015~2.78~UN~~Local~PAI~~I|

HL (Hierarchical Level) Sample: HL~7~6~8~0|

<i>Element ID</i>	<i>Data Element</i>	<i>Element Names / Values</i>
HL01	628	Hierarchical ID Number
HL02	734	Hierarchical Parent ID Number
HL03	735	Hierarchical Level Code 8 = Charge Detail
HL04	736	Hierarchical Child Code 0 = No Subordinate Segments

SLN (Subline Item Detail) Sample: SLN~5~~I~1~M4~31~~I|

<i>Element ID</i>	<i>Data Element</i>	<i>Element Names / Values</i>
SLN01	350	Identification Number = Sequentially Assigned Number
SLN03	662	Relationship Code I = Included
SLN04	380	Quantity 1 = Unit price is total charge
SLN05	355	Unit or Basis for Measurement Code M4 = Monetary Value
SLN06	212	Unit Price # 31.00 = Dollars/Cents
SLN08	662	Relationship Code I = Included

Included in IT104 amount.

SI (Service Characteristic Identification) Sample: SI~TI~DS~003|

<i>Element ID</i>	<i>Data Element</i>	<i>Element Names / Values</i>
SI01	559	Agency Qualifier Code TI = Telecommunications Ind.
SI02	1000	Service Characteristics Qualifier \$ DS = Discount Planned Code
SI03	234	Product/Service ID 003 = Key Connections

\$ Refer to Additional Code Lists Used by OBF/ETB (Section 10.4) for values associated with DE 1000.

PID (Product/Item Description Code) Sample: PID~X~ZZ~AS~DS~Key Connections|

<i>Element ID</i>	<i>Data Element</i>	<i>Element Names / Values</i>
PID01	349	Item Description Code X = Semi-Structured (Code & Text)
PID02	750	Product/Process Characteristic Code ZZ = Mutually Defined
PID03	559	Agency Qualifier Code AS = Assigned by Seller
PID04	751	Product Description Code DS = Discount Planned Code
PID05	352	Description = Key Connections

ITA (Allowance, Charge or Service) Sample: ITA~A~TI~~04~~~~05~~0.015~2.78~UN~~Local~PAI~~I

<i>Element ID</i>	<i>Data Element</i>	<i>Element Names / Values</i>
ITA01	248	Allowance or Charge Indicator A = Allowance
ITA02	559	Agency Qualifier Code TI = Telecommunication Industry
ITA04	331	Allowance or Charge Method of Handling Code 04 = Credit Customer Account
ITA07	360	Allowance or Charge Total Amount = - .05
ITA09	332	Percent = 0.015
ITA10	380	Quantity = 2.78
ITA11	355	Unit or Basis for Measurement Code UN = Unit
ITA13	352	Description = LOCAL
ITA14	150	Special Charge or Allowance Code PAI = Promotional Discount \$
ITA16	662	Relationship Code I = Included

\$ Refer to Additional Code Lists Used by OBF/ETB (Section 10.4) for values.

Structure of Complex Services Optional Call Plan:

Complex Services Optional Call Plan is for enhanced services such as Class Services, Switch 56 KBPS, ISDN Intelligent Service, and PDN. Summaries are provided by telephone number or account number depending upon how the charges appear on the bill. The information is presented using HL 8, Charge Detail.

The SLN06 element contains the rate; SLN04 element contains the quantity. Since the SLN05 value is not "M4", the SLN06 value must be multiplied by the SLN04 value to determine the billed amount. The sum of all billed amounts (SLN06 times SLN04) is included in the IT104 amount for

the appropriate service. The preceding HL 4, Group Level, indicates the type of service detail that follows. The SLN segment indicates the appropriate service and allows for verification to the correct IT104 amount.

Segment ID	Position	Segment Description	Loop	Max Use	O/M
HL	010	Hierarchical Level	HL8	1	M
SLN	390	Subline item Detail	SLN	>1	M
SI	400	Service Characteristics	SLN	1	O
ITA	440	Allowance Charge or Service	SLN	10	O

SAMPLE MAPPING COMPLEX SERVICES OPTIONAL CALL PLAN:

HL~4~3~8~0|
 SLN~8~|~2~C0~0.5~|~SV~1615|
 SI~TI~TN~2155551234~SF~1|
 ITA~A~TI~04~05~0.015~2.78~UN~Local~PA|~|

HL (Hierarchical Level) Sample: HL~4~3~8~0|

Element ID	Data Element	Element Names / Values
HL01	628	Hierarchical ID Number
HL02	734	Hierarchical Parent ID Number
HL03	735	Hierarchical Level Code 8 = Charge Detail
HL04	736	Hierarchical Child Code 0 = No Subordinate Segments

SLN (Subline Item Detail) Sample: SLN~8~|~2~C0~0.5~|~SV~1615|

Element ID	Data Element	Element Names / Values
SLN01	350	Identification Number = Sequentially Assigned Number
SLN03	662	Relationship Code I = Included
SLN04	380	Quantity = 2
SLN05	355	Unit or Basis for Measurement Code C0 = Calls
SLN06	212	Unit Price # 0.500 = Dollars/Cents

SLN08	662	Relationship Code I = Included
SLN09	235	Product/Service ID Qualifier SV = Service Rendered
SLN10	234	Product/Service ID 1615 = Class Services

Included in IT104 amount, multiply SLN04 by SLN06 to determine billed amount.

SI (Service Characteristic Identification) Sample: SI~TI~TN~2155551234~SF~1|

<i>Element ID</i>	<i>Data Element</i>	<i>Element Names / Values</i>
SI01	559	Agency Qualifier Code TI = Telecommunications Ind.
SI02	1000	Service Characteristics Qualifier \$ TN = Telephone Number
SI03	234	Product/Service ID 215 555-1234 = Telephone Number
SI04	1000	Service Characteristics Qualifier SF = Service Feature/Option Code
SI05	234	Product/Service ID ø 1 = Return Call

\$ Refer to Additional Code Lists Used by OBF/ETB (Section 10.4) for values associated with DE 1000. ø Reference Code Lists for DE 1000 value of "SF" in Appendix A.

ITA (Allowance, Charge or Service) Sample: ITA~A~TI~~04~~~05~~0.015~2.78~UN~~Local~PAI~~|

<i>Element ID</i>	<i>Data Element</i>	<i>Element Names / Values</i>
ITA01	248	Allowance or Charge Indicator A = Allowance
ITA02	559	Agency Qualifier Code TI = Telecommunication Industry
ITA04	331	Allowance or Charge Method of Handling Code 04 = Credit Customer Account
ITA07	360	Allowance or Charge Total Amount = - .05
ITA09	332	Percent = 0.015
ITA10	380	Quantity = 2.78
ITA11	355	Unit or Basis for Measurement Code UN = Unit
ITA13	352	Description = LOCAL
ITA14	150	Special Charge or Allowance Code PAI = Promotional Discount \$

ITA16	662	Relationship Code I = Included
-------	-----	-----------------------------------

\$ Refer to Additional Code Lists Used by OBF/ETB (Section 10.4) for values.

7.2.16 SV~0900: Directory Assistance

Directory Assistance Service is presented as an account summary and associated subordinate line summary (ies) for each billed Directory Assistance category. The total number of billable directory assistance calls and the directory assistance billable rate are contained in the account summary. The line summaries provide a breakdown of the directory assistance calls per line and are informational in nature.

Directory Assistance charges are presented in HL 8, Charge Detail, using SLN loops. The included sub-total charges, identified by an SLN08 value of "I", can be presented by monetary amount (SLN05 = M4) or by rate and number of calls (SLN05 not equal M4).

The SLN06 element contains the Directory Assistance rate and the SLN04 element contains the Directory Assistance quantity. If the SLN05 value is not "M4", the SLN06 value must be multiplied by the SLN04 value to derive the billed amount.

The Directory Assistance Category is in the SI segment and number of calls in the QTY segment. Line Level Data is informational only and identified in the SLN loop where SLN08 value equals "O".

Structure of Directory Assistance Summary:

Segment ID	Position	Segment Description	Loop	Max Use	O/M
HL	010	Hierarchical Level	HL8	1	M
SLN	390	Subline item Detail	SLN	>1	M
SI	400	Service Characteristics	SLN	>1	O
REF	460	Reference Identifier	SLN	>1	O
QTY	510	Quantity	SLN/QTY	>1	O
HL	010	Hierarchical Level	HL7	1	O
LX	020	Assigned Number	LX	>1	O
SI	030	Service Characteristic Identifier	LX	8	O
HL	010	Hierarchical Level	HL9	1	O
TCD	590	Itemized Call Detail	TCD	>1	O
SI	600	Service Characteristic Identifier	TCD	2	O
TXI	610	Tax Information	TCD	>1	O

ITA	615	Allowance, Charge or Service	TCD	>1	O
-----	-----	------------------------------	-----	----	---

SAMPLE MAPPING DIRECTORY ASSISTANCE SUMMARY:

HL~32~1~4~1|
 IT1~~1~M4~0.58~~SV~0900~ZZ~3|:
 HL~33~32~8~0|
 SLN~36~~|~1~M4~0.58~~|
 HL~34~32~8~0|
 SLN~37~~|~2~C0~0.29~~O|
 SI~TI~DA~11|
 QTY~92~6~C0|
 QTY~94~2~C0|
 SLN~38~~|~1~M4~0~~O|
 SI~TI~DA~11~TN~8175454750|
 QTY~94~8~C0|
 HL~35~32~7~1|
 LX~14|
 SI~TI~TN~8175454750|
 HL~36~35~9~0|
 TCD~0.322~20030725~115143~ZZ~DIR~ASST~~CI~MIDLOTHIAN~VA~~~0~~~O|
 SI~TI~MT~SP~RP~09~TM~8044110000~FN~8175454750~MC~DS~SD~LO|
 TCD~0.323~20030728~162504~ZZ~DIR~ASST~~CI~MIDLOTHIAN~VA~~~0~~~O|
 SI~TI~MT~SP~RP~09~TM~8044110000~FN~8175454750~MC~DS~SD~LO|

HL (Hierarchical Level) Sample: HL~33~32~8~0|

<i>Element ID</i>	<i>Data Element</i>	<i>Element Names / Values</i>
HL01	628	Hierarchical ID Number
HL02	734	Hierarchical Parent ID Number
HL03	735	Hierarchical Level Code 8 = Charge Detail
HL04	736	Hierarchical Child Code 0 = No Subordinate Segments

SLN (Subline Item Detail) Sample: SLN~36~~|~1~M4~0.58~~|

<i>Element ID</i>	<i>Data Element</i>	<i>Element Names / Values</i>
SLN01	350	Sequentially Assigned Number
SLN03	662	Relationship Code I = Included
SLN04	380	Quantity = 1

SLN05	355	Unit or Basis for Measurement Code M4 = Monetary Value
SLN06	212	Unit Price = 0.58 +
SLN08	662	Relationship Code I = Included

+ Multiply SLN06 times SLN04 to get Total Directory Assistance Charges. Total Directory Assistance Charges are included in IT104.

HL (Hierarchical Level) Sample: HL~34~32~8~0|

<i>Element ID</i>	<i>Data Element</i>	<i>Element Names / Values</i>
HL01	628	Hierarchical ID Number
HL02	734	Hierarchical Parent ID Number
HL03	735	Hierarchical Level Code 8 = Charge Detail
HL04	736	Hierarchical Child Code 0 = No Subordinate Segments

SLN (Subline Item Detail) Sample: SLN~37~~|~2~C0~0.29~~O|

<i>Element ID</i>	<i>Data Element</i>	<i>Element Names / Values</i>
SLN01	350	Identification Number = Sequentially Assigned Number
SLN03	662	Relationship Code I = Included
SLN04	380	Quantity = 2
SLN05	355	Unit or Basis of Measurement Code C0 = Calls
SLN06	212	Unit Price = .29 +
SLN08	662	Relationship Code 0 = Informational Only

+ Multiply SLN06 times SLN04 to get Total Directory Assistance Charges. Total Directory Assistance Charges are included in IT104.

SI (Service Characteristic Identification) Sample: SI~TI~DA~11|

<i>Element ID</i>	<i>Data Element</i>	<i>Element Names / Values</i>
SI01	559	Agency Qualifier Code TI = Telecommunications Ind.

SI02	1000	Service Characteristics Qualifier = Directory Assistance	\$ DA
SI03	234	Product/Service ID 11 = Both 411 and 511 combined	

\$ Refer to Additional Code Lists Used by OBF/ETB (Section 10.4) for values associated with DE 1000.

QTY (Quantity) Sample: QTY~92~6~C0|
 QTY~94~2~C0|

<i>Element ID</i>	<i>Data Element</i>	<i>Element Names / Values</i>
QTY01	673	Quantity Qualifier Code 92 = Allotted Usage Quantity 94 = Billable Quantity
QTY02	380	Quantity = 6 Quantity = 2
QTY03	355	Unit of Measurement C0 = Calls

SLN (Subline Item Detail) Sample: SLN~38~~I~1~M4~0~~O|

<i>Element ID</i>	<i>Data Element</i>	<i>Element Names / Values</i>
SLN01	350	Identification Number = Sequentially Assigned Number
SLN03	662	Relationship Code I = Included
SLN04	380	Quantity = 1
SLN05	355	Unit or Basis of Measurement Code M4 = Monetary Amount
SLN06	212	Unit Price = 0 +
SLN08	662	Relationship Code O = Informational

+ Multiply SLN06 times SLN04 to get Total Directory Assistance Charges. Total Directory Assistance Charges are included in IT104.

SI (Service Characteristic Identification) Sample: SI~TI~DA~11~TN~8175454750|

<i>Element ID</i>	<i>Data Element</i>	<i>Element Names / Values</i>	
SI01	559	Agency Qualifier Code TI = Telecommunications Ind.	
SI02	1000	Service Characteristics Qualifier Telephone Line Number	\$ TN =

SI03	234	Product/Service ID 817 545-4750 = Telephone Line Number
SI04	1000	Service Characteristics Qualifier DA = Directory Assistance
SI05	234	Product/Service ID 11 = Both 411 and 511 combined

\$ Refer to Additional Code Lists Used by OBF/ETB (Section 10.4) for values associated with DE 1000.

QTY (Quantity) Sample: QTY~94~8~C0|

<i>Element ID</i>	<i>Data Element</i>	<i>Element Names / Values</i>
QTY01	673	Quantity Qualifier Code 94 = Billable Quantity
QTY02	380	Quantity = 8
QTY03	355	Unit of Measurement C0 = Calls

HL (Hierarchical Level) Sample: HL~35~32~7~1|

<i>Element ID</i>	<i>Data Element</i>	<i>Element Names / Values</i>
HL01	628	Hierarchical ID Number
HL02	734	Hierarchical Parent ID Number
HL03	735	Hierarchical Level Code 7 = Type Detail
HL04	736	Hierarchical Child Code 1 = Subordinate Segments exist

LX (Assigned Number) Sample: LX~14|

<i>Element ID</i>	<i>Data Element</i>	<i>Element Names / Values</i>
LX01	554	Sequentially Assigned Number

SI (Service Characteristic Identification) Sample: SI~TI~TN~8175454750|

<i>Element ID</i>	<i>Data Element</i>	<i>Element Names / Values</i>
SI01	559	Agency Qualifier Code TI = Telecommunications Ind.
SI02	1000	Service Characteristics Qualifier TN = Telephone Number

SI03	234	Product/Service ID 817 545-4750 = Station Telephone Number
------	-----	---

\$ Refer to Additional Code Lists Used by OBF/ETB (Section 10.4) for values associated with DE 1000.

HL (Hierarchical Level) Sample: HL~36~35~9~0|

<i>Element ID</i>	<i>Data Element</i>	<i>Element Names / Values</i>
HL01	628	Hierarchical ID Number
HL02	734	Hierarchical Parent ID Number
HL03	735	Hierarchical Level Code 9 = Line Detail
HL04	736	Hierarchical Child Code 0 = No Subordinate Segments

TCD Itemized Call Detail) Sample:

TCD~0.322~20030725~115143~ZZ~DIR-ASST~~CI~BEDFORD~TX~~~0~~~~O|

<i>Element ID</i>	<i>Data Element</i>	<i>Element Names / Values</i>
TCD01	350	Assigned Identification number
TCD02	373	Date of Call = CCYMMDD
TCD03	337	Time of Call = HHMMSS
TCD04	309	Location Qualifier Code for 'To' Place ZZ = User Defined
TCD05	310	Location Identifier for 'To' Place DIR-ASST = 'To' Place
TCD07	309	Location Qualifier Code for 'From' Place CI = City
TCD08	310	Location Identifier for 'From' Place Bedford = 'From' Place
TCD09	156	State or Province Code for 'From' State TX = 'From' State
TCD12	782	Monetary Amount # ¢ (Undiscounted in Dollars/Cents) 0 = Charge for Call
TCD16	662	Relationship Code 0 = Informational Only

Included in IT104 amount. If TCD13 is populated, use TCD13 for balancing. If TCD13 is not populated use TCD12 for balancing.

¢ Foreign State and local taxes, if applicable, are reported in TCD12 for non-Optional Call Plan calls or in TCD13 for Optional Call Plan calls.

SI (Service Characteristic Identification) Sample:

SI~TI~MT~SP~RP~09~TM~8044110000~FN~8175454750~MC~DS~SD~LO|

<i>Element ID</i>	<i>Data Element</i>	<i>Element Names / Values</i>
SI01	559	Agency Qualifier Code TI = Telecommunications Ind.
SI02	1000	Service Characteristics Qualifier MT = Terminating Telephone Number
SI03	234	Product/Service ID SP = Sent Paid/DDD
SI04	1000	Service Characteristics Qualifier \$ RP = Message Type
SI05	234	Product/Service ID 09 = Regular
SI02	1000	Service Characteristics Qualifier TM = Terminating Telephone Number
SI03	234	Product/Service ID 804 411-0000 = Terminating Station Telephone Number
SI10	1000	Service Characteristics Qualifier FN = From/Originating Telephone Number
SI11	234	Product/Service ID 817 545-4750 =From/Originating Telephone Number
SI06	1000	Service Characteristics Qualifier MC = Message/Rate Class
SI07	234	Product/Service ID DS = Dial Station
SI12	1000	Service Characteristics Qualifier SD = Settlement Code
SI13	234	Product/Service ID LO = Local

\$ Refer to Additional Code Lists Used by OBF/ETB (Section 10.4) for values associated with DE 1000.

7.2.17 SV~1000: WATS

WATS charges may also appear under SV~0500, depending on the billing system.

The WATS Summary is broken down into two components; Charge Detail and Line Detail. The WATS Charge detail contains rates, usage and charges. The WATS Line Detail contains tapers for hourly rates and time ranges; time and messages used and number of inward calls to 800 Service that could not complete due to a busy condition. Each WATS Service is summarized by service group and is presented using a HL 8, Charge Detail and a HL 9, Line Detail.

The SLN06 element contains the billed amount for WATS Services. The amount is included in the IT104 for WATS/800 Service (IT107 = 1000). WATS and 800 Service have the same Product/Service ID (IT107 = 1000) therefore the SLN10 element is used to indicate the type of service. This allows the user to verify the IT104 amount for the WATS Summary.

Structure of WATS:

Segment ID	Position	Segment Description	Loop	Max Use	O/M
HL	010	Hierarchical Level	HL8	1	M
SLN	390	Subline item Detail	SLN	1	M
SI	400	Service Characteristics	SLN	1	O
QTY	510	Quantity	SLN/QTY	1	O
HL	010	Hierarchical Level	HL9	1	M
USD	620	Usage Sensitive Detail	USD	>1	M
SI	625	Service Characteristics	USD	>1	O
TRF	640	Rating Factors	USD	1	O
QTY	650	Quantity	USD/QTY	>1	M

SAMPLE MAPPING WATS:

HL~7~1~4~1|
 IT1~~1~M4~68.26~~SV~1000~ZZ~3|
 HL~8~7~8~1|
 SLN~27~~|~1~M4~68.28~~|~SV~1950|
 SI~TI~SD~AB|
 HL~9~8~9~0|
 USD~O~1~~~HR~11.38~~0|
 SI~TI~RP~09~WN~18887779999~BA~9|
 TRF~AE~03~30~HR~8.78|
 QTY~94~11.38~HR|
 QTY~99~1054~C0|
 USD~O~2~7.2~~~~0~~HR~~20|
 USD~O~3~6~~~~0~~HR~20.01|

First 20 hours at 7.20 / hr
 Over 20 hours at \$6.00 / hr

HL (Hierarchical Level) Sample: HL~8~7~8~1|

Element ID	Data Element	Element Names / Values
HL01	628	Hierarchical ID Number
HL02	734	Hierarchical Parent ID Number
HL03	735	Hierarchical Level Code 8 = Charge Detail
HL04	736	Hierarchical Child Code 1 = Subordinate Segments

SLN (Subline Item Detail) Sample: SLN~27~~|~1~M4~68.28~~|~SV~1950|

<i>Element ID</i>	<i>Data Element</i>	<i>Element Names / Values</i>
SLN01	350	Sequentially Assigned Number
SLN03	662	Relationship Code I = Included
SLN04	380	Quantity 1 = Unit price is total charge
SLN05	355	Unit or Basis for Measurement Code M4 = Monetary Value
SLN06	212	Unit Price #
SLN08	662	Relationship Code I = Included
SLN09	235	Product/Service ID Qualifier SV = Service Rendered
SLN10	234	Product/Service ID 1950 = InWATS/800 Service

Included in IT104 amount.

SI (Service Characteristic Identification) Sample: SI~TI~SD~AB|

<i>Element ID</i>	<i>Data Element</i>	<i>Element Names / Values</i>
SI01	559	Agency Qualifier Code TI = Telecommunications Ind.
SI02	1000	Service Characteristics Qualifier SD = Settlement Code
SI03	234	Product/Service ID AB = Intra - US/US

\$ Refer to Additional Code Lists Used by OBF/ETB (Section 10.4) for values associated with DE 1000.

HL (Hierarchical Level) Sample: HL~9~8~9~0|

<i>Element ID</i>	<i>Data Element</i>	<i>Element Names / Values</i>
HL01	628	Hierarchical ID Number
HL02	734	Hierarchical Parent ID Number
HL03	735	Hierarchical Level Code 9 = Line Detail
HL04	736	Hierarchical Child Code 0 = No Subordinate Segments

USD (Service Characteristic Identification) Sample: USD~O~1~~~HR~11.38~~~0|

<i>Element ID</i>	<i>Data Element</i>	<i>Element Names / Values</i>
USD01	662	Relationship Code I = Included
USD02	350	Assigned Identification
USD05	355	Unit of measurement Code HR = Hours
USD06	380	Quantity = 11.38
USD08	782	Monetary Amount = 0

SI (Service Characteristic Identification) Sample: SI~TI~RP~09~WN~18887779999~BA~9|

<i>Element ID</i>	<i>Data Element</i>	<i>Element Names / Values</i>
SI01	559	Agency Qualifier Code TI = Telecommunications Ind.
SI02	1000	Service Characteristics Qualifier \$ RP = Rate Period
SI03	234	Product/Service ID 09 = Regular (Non time of day WATS)
SI04	1000	Service Characteristics Qualifier \$ WN = WATS Number
SI05	234	Product/Service ID 18887779999 = WATS Number
SI06	1000	Service Characteristics Qualifier BA = WATS Band
SI07	234	Product/Service ID 9 = Intrastate Domestic Service

\$ Refer to Additional Code Lists Used by OBF/ETB (Section 10.4) for values associated with DE 1000.

TRF (Rating Factors Sample: TRF~AE~03~30~HR~8.78|

<i>Element ID</i>	<i>Data Element</i>	<i>Element Names / Values</i>
TRF01	673	Quantity Qualifier AE =Min. Avg. Time Requirement (MATR)
TRF02	355	Unit of Measurement Code 03 = Seconds
TRF03	380	Quantity Minimum Period
TRF04	355	Unit of Measurement Code HR = Hours
TRF05	380	Quantity = Equivalent time (formula: number of calls (QTY02 where QTY03 = C0) times minimum period (TRF03) and then converted to the same Unit of Measurement)

QTY (Quantity) Sample: QTY~94~11.38~HR|

<i>Element ID</i>	<i>Data Element</i>	<i>Element Names / Values</i>
QTY01	673	Quantity Qualifier Code 94 = Billable Quantity
QTY02	380	Quantity
QTY03	355	Unit of Measurement HR = Hours

QTY (Quantity) Sample: QTY~99~1054~C0|

<i>Element ID</i>	<i>Data Element</i>	<i>Element Names / Values</i>
QTY01	673	Quantity Qualifier Code 99 = Quantity Used
QTY02	380	Quantity
QTY03	355	Unit of Measurement C0 = Calls

USD (Service Characteristic Identification) Sample: USD~O~2~7.2~~~~~0~~HR~~20|

<i>Element ID</i>	<i>Data Element</i>	<i>Element Names / Values</i>
USD01	662	Relationship Code O = Informational
USD02	350	Assigned Identification
USD03	118	Rate 7.2 = \$7.20 per hour for first 25 hours
USD08	782	Monetary Amount
USD10	355	Unit of Measurement Code HR = Hours
USD11	740	Range Minimum Not populated when zero for first range
USD12	741	Range Maximum 20 = Range Maximum, first 20 hours

USD (Service Characteristic Identification) Sample: USD~O~3~6~~~~~0~~HR~20.01|

<i>Element ID</i>	<i>Data Element</i>	<i>Element Names / Values</i>
USD01	662	Relationship Code O = Informational
USD02	350	Assigned Identification
USD03	118	Rate 6 = \$6.00 per hour for over 20 hours

USD08	782	Monetary Amount
USD10	355	Unit of Measurement Code HR = Hours
USD11	740	Range Minimum 20.01 = Range Minimum, over 20 hours
USD12	741	Range Maximum Not populated when open-ended for last range

7.2.18 SV~1400: Other Voice Service

Other Voice Services can include Conference Calling Charges.

The Conference Calling Chares are presented using HL 7 for grouping related detail items and HL 9 for each individual detail item. HL 7 is used to group data by from telephone line number.

The Conference Calling Charges are also presented under HL 8.

Structure of ISDN Service:

Segment ID	Position	Segment Description	Loop	Max Use	O/M
HL	010	Hierarchical Level	HL8	1	M
SLN	390	Subline Item	SLN	1	M
SI	400	Service Characteristics	SLN	2	O
PID	410	Product/Item Description	SLN	200	O
HL	010	Hierarchical Level	HL7	1	M
LX	020	Sequentially Assigned Number	LX	1	M
SI	030	Service Characteristics	LX	1	O
HL	010	Hierarchical Level	HL9	1	M
TCD	590	Itemized Call Detail	TCD	>1	M
SI	600	Service Characteristic	TCD	1	M

SAMPLE MAPPING:

HL~2~1~4~1|
 IT1~~1~M4~547.24~~SV~1400~ZZ~4|
 PID~F~~~~CONFERENCE CALLING CHARGES|
 HL~3~2~8~0|
 SLN~1~~1~0~M4~99.95~~|~~ZZ~N|
 SI~TI~SC~1026~ZL~16~MAR~2005 JONES INSTANT MEETING|
 PID~X~ZZ~AS~SC~50 PORT SUBSCRIPTION|
 HL~4~2~7~1|

LX~2|
 SI~TI~EN~2017888888|
 HL~5~4~9~0|
 TCD~~20060828~135853~CI~UNATTENDED~~CI~WESTWOOD~NJ~26~5.48~~~~|
 SI~TI~ZK~009379738~TM~8665555555~RP~03~SS~CC~SC~00585~ZM~UNATTENDED~ZL~
 0
 8-NOV-2005 DIAMOND INSTANT MEETING|

HL (Hierarchical Level) Sample: HL~10~2~8~0|

<i>Element ID</i>	<i>Data Element</i>	<i>Element Names / Values</i>
HL01	628	Hierarchical ID Number
HL02	734	Hierarchical Parent ID Number
HL03	735	Hierarchical Level Code 8 = Charge Detail
HL04	736	Hierarchical Child Code 0 = No Subordinate Segments

SLN (Subline Item Detail) Sample: SLN~1~~|~0~M4~99.95~~|~~~ZZ~N|

<i>Element ID</i>	<i>Data Element</i>	<i>Element Names / Values</i>
SLN01	350	Identification Number = Sequentially Assigned Number
SLN03	662	Relationship Code I = Included
SLN04	380	Quantity 0 = Unit price is total charge
SLN05	355	Unit or Basis for Measurement Code M4 = Monetary Value
SLN06	212	Unit Price # 99.95 = Dollars/Cents
SLN08	662	Relationship Code I = Included
SLN11	235	Product/Service ID Qualifier \$ ZZ = Mutually Defined
SLN12	234	Product/Service ID N = Non-recurring

Included in IT104 amount.

\$ Refer to Additional Code Lists Used by OBF/ETB (Table 104) for values associated with DE

235 SI (Service Characteristic Identification) Sample:

SI~TI~SC~1026~ZL~16-MAR-2005 JONES INSTANT MEETING|

<i>Element ID</i>	<i>Data Element</i>	<i>Element Names / Values</i>
SI01	559	Agency Qualifier Code TI = Telecommunications Ind.
SI02	1000	Service Characteristics Qualifier SC = Service Category Code
SI03	234	Product/Service ID 1026 = Service Category Code
SI04	1000	Service Characteristics Qualifier \$ ZL = Description
SI05	234	Product/Service ID 16-MAR-2005 JONES INSTANT MEETING = Conference Description

\$ Refer to Additional Code Lists Used by OBF/ETB (Section 10.4) for values associated with DE 1000.

PID (Product/Item Description Code) Sample:

PID~X~ZZ~AS~SC~50 PORT SUBSCRIPTION|

<i>Element ID</i>	<i>Data Element</i>	<i>Element Names / Values</i>
PID01	349	Item Description Code X = Semi-Structured (Code & Text)
PID02	750	Product/Process Characteristic Code ZZ = Mutually Defined
PID03	559	Agency Qualifier Code AS = Assigned by Seller
PID04	751	Product Description Code SC = Service Category Code
PID05	352	50 PORT SUBSCRIPTION = Description

HL (Hierarchical Level) Sample: HL~4~2~7~1|

<i>Element ID</i>	<i>Data Element</i>	<i>Element Names / Values</i>
HL01	628	Hierarchical ID Number
HL02	734	Hierarchical Parent ID Number
HL03	735	Hierarchical Level Code 7 = Sub-category
HL04	736	Hierarchical Child Code 1 = Subordinate Segments

LX (Assigned Number) Sample: LX~2|

<i>Element ID</i>	<i>Data Element</i>	<i>Element Names / Values</i>
LX01	554	Sequentially Assigned Number

SI (Service Characteristic Identification) Sample: SI~TI~EN~2017888888|

<i>Element ID</i>	<i>Data Element</i>	<i>Element Names / Values</i>
SI01	559	Agency Qualifier Code TI = Telecommunications Ind.
SI02	1000	Service Characteristics Qualifier \$ EN = Earning Number
SI03	234	Product/Service ID 2017888888= Telephone Number

\$ Refer to Additional Code Lists Used by OBF/ETB (Section 10.4) for values associated with DE 1000.

HL (Hierarchical Level) Sample: HL~5~4~9~0|

<i>Element ID</i>	<i>Data Element</i>	<i>Element Names / Values</i>
HL01	628	Hierarchical ID Number
HL02	734	Hierarchical Parent ID Number
HL03	735	Hierarchical Level Code 9 = Line Detail
HL04	736	Hierarchical Child Code 0 = No Subordinate Segments

TCD (Itemized Call Detail) Sample:

TCD~~20060828~135853~CI~UNATTENDED~~CI~WESTWOOD~NJ~26~5.48~~~~|

<i>Element ID</i>	<i>Data Element</i>	<i>Element Names / Values</i>
TCD02	373	Date of Call = CCYYMMDD
TCD03	337	Time of Call = HHMMSS
TCD04	309	Location Qualifier Code for 'To' Place CI = City
TCD05	310	Location Identifier for 'To' Place UNATTENDED = 'To' Place
TCD07	309	Location Qualifier Code for 'From' Place CI = City
TCD08	310	Location Identifier for 'From' Place WESTWOOD = 'From' Place

TCD09	156	State or Province Code for 'From' State NJ = 'From' State
TCD10	739	Measurement Value 26 =Duration of call in minutes and tenths of minutes
TCD12	782	Monetary Amount # ¢ (Undiscounted in Dollars/Cents) 5.48 = Charge for Call
TCD16	662	Relationship Code I = Included

Included in IT104 amount. If TCD13 is populated, use TCD13 for balancing. If TCD13 is not populated use TCD12 for balancing.

¢ Foreign State and local taxes, if applicable, are reported in TCD12 for non-Optional Call Plan calls or in TCD13 for Optional Call Plan calls.

SI (Service Characteristic Identification) Sample:

SI~TI~ZK~009379738~TM~8665555555~RP~03~SS~CC~SC~00585~ZM~UNATTENDED~ZL~08-NOV-2005 DIAMOND INSTANT MEETING|

<i>Element ID</i>	<i>Data Element</i>	<i>Element Names / Values</i>
SI01	559	Agency Qualifier Code TI = Telecommunications Ind.
SI02	1000	Service Characteristics Qualifier ZK = Conference ID
SI03	234	Product/Service ID 009379738= Conference ID
SI04	1000	Service Characteristics Qualifier \$ TM = Terminating Telephone Number
SI05	234	Product/Service ID 8665555555= Terminating Station Telephone Number
SI06	1000	Service Characteristics Qualifier RP = Rate Period Code
SI07	234	Product/Service ID 03 = Day
SI08	1000	Service Characteristics Qualifier SS = Service Sub-category Code
SI09	234	Product/Service ID CC = Conference Calling (applicable to a conference suite)
SI10	1000	Service Characteristics Qualifier SC = Service Category Code
SI11	234	Product/Service ID 00585 = Service Category Code
SI12	1000	Service Characteristics Qualifier ZM = Suite
SI13	234	Product/Service ID UNATTENDED = Conference Suit Description

SI14	1000	Service Characteristics Qualifier ZL = Description
SI15	234	Product/Service ID 08-NOV-2005 DIAMOND INSTANT MEETING = Description

\$ Refer to Additional Code Lists Used by OBF/ETB (Section 10.4) for values associated with DE 1000.

7.2.19 SV~1420: ISDN Service

ISDN charges may also appear under SV~0500, depending on the billing system.

ISDN Service is presented using HL 7 for grouping related detail items and HL 9 for each individual detail item. HL 7, Type, is used to group data by telephone line number.

Structure of ISDN Service:

Segment ID	Position	Segment Description	Loop	Max Use	O/M
HL	010	Hierarchical Level	HL8	1	M
SLN	390	Subline Item	SLN	1	M
PID	410	Product/Item Description	SLN	200	O
HL	010	Hierarchical Level	HL7	1	M
LX	020	Sequentially Assigned Number	LX	1	M
SI	030	Service Characteristics	LX	1	O
HL	010	Hierarchical Level	HL9	1	M
TCD	590	Itemized Call Detail	TCD	>1	M
SI	600	Service Characteristic	TCD	1	M

SAMPLE MAPPING ISDN Service:

```

HL~7~1~4~1|
IT1~~1~M4~0.06~~SV~1420~ZZ~3|
HL~9~7~4~1|
IT1~~1~M4~1.1~~SV~1420~ZZ~3|
HL~10~9~8~0|
SLN~10~~|~1~M4~1.1~~|~SV~1420|
PID~F~~~~INTEGRATED SERVICES DIGITAL NETWORK (ISDN)
INTERFACE| HL~11~9~7~1|
LX~5|
SI~TI~TN~9725071891|
HL~12~11~9~0|
  
```

TCD~0.1~20030819~160608~CI~TAPMPA~FL~CI~IRVING~TX~5~~0~~~O|
 SI~TI~MT~SP~RP~09~TM~8139787332~FN~9725071891~MC~DS~SD~LO|
 TCD~0.2~20030819~174756~CI~TAMPA~FL~CI~IRVING~TX~5~~0~~~O|
 SI~TI~MT~SP~RP~09~TM~8139787332~FN~9725071891~MC~DS~SD~LO|

HL (Hierarchical Level) Sample: HL~10~9~8~0|

<i>Element ID</i>	<i>Data Element</i>	<i>Element Names / Values</i>
HL01	628	Hierarchical ID Number
HL02	734	Hierarchical Parent ID Number
HL03	735	Hierarchical Level Code 8 = Charge Detail
HL04	736	Hierarchical Child Code 0 = No Subordinate Segments

SLN (Subline Item Detail) Sample: SLN~10~~|~1~M4~1.1~~|~SV~1420|

<i>Element ID</i>	<i>Data Element</i>	<i>Element Names / Values</i>
SLN01	350	Identification Number = Sequentially Assigned Number
SLN03	662	Relationship Code I = Included
SLN04	380	Quantity 1 = Unit price is total charge
SLN05	355	Unit or Basis for Measurement Code M4 = Monetary Value
SLN06	212	Unit Price # 1.10 = Dollars/Cents
SLN08	662	Relationship Code I = Included
SLN09	235	Product/Service ID Qualifier \$ SV = Service Rendered
SLN10	234	Product/Service ID 1420 = ISDN Service

Included in IT104 amount.

\$ Refer to Additional Code Lists Used by OBF/ETB (Table 104) for values associated with DE 235

PID (Product/Item Description Code) Sample:

PID~F~~~~INTEGRATED SERVICES DIGITAL NETWORK (ISDN) INTERFACE|

<i>Element ID</i>	<i>Data Element</i>	<i>Element Names / Values</i>
PID01	349	Item Description Code F = Free-Form

PID05	352	INTEGRATED SERVICESDIGITAL NETWORK (ISDN)INTERFACE = Description
-------	-----	--

HL (Hierarchical Level) Sample: HL~11~9~7~1|

<i>Element ID</i>	<i>Data Element</i>	<i>Element Names / Values</i>
HL01	628	Hierarchical ID Number
HL02	734	Hierarchical Parent ID Number
HL03	735	Hierarchical Level Code 7 = Sub-category
HL04	736	Hierarchical Child Code 1 = Subordinate Segments

LX (Assigned Number) Sample: LX~5|

<i>Element ID</i>	<i>Data Element</i>	<i>Element Names / Values</i>
LX01	554	Sequentially Assigned Number

SI (Service Characteristic Identification) Sample: SI~TI~TN~9725071891|

<i>Element ID</i>	<i>Data Element</i>	<i>Element Names / Values</i>
SI01	559	Agency Qualifier Code TI = Telecommunications Ind.
SI02	1000	Service Characteristics Qualifier \$ TN = Telephone Number
SI03	234	Product/Service ID 972 507-1891 = Telephone Number

\$ Refer to Additional Code Lists Used by OBF/ETB (Section 10.4) for values associated with DE 1000.

HL (Hierarchical Level) Sample: HL~12~11~9~0|

<i>Element ID</i>	<i>Data Element</i>	<i>Element Names / Values</i>
HL01	628	Hierarchical ID Number
HL02	734	Hierarchical Parent ID Number
HL03	735	Hierarchical Level Code 9 = Line Detail
HL04	736	Hierarchical Child Code 0 = No Subordinate Segments

TCD (Itemized Call Detail) Sample:

TCD~0.1~20030819~160608~CI~TAPMPA~FL~CI~IRVING~TX~5~~0~~~O|

<i>Element ID</i>	<i>Data Element</i>	<i>Element Names / Values</i>
TCD01	350	Assigned Identification number
TCD02	373	Date of Call = CCYYMMDD
TCD03	337	Time of Call = HHMMSS
TCD04	309	Location Qualifier Code for 'To' Place CI = City
TCD05	310	Location Identifier for 'To' Place Tampa = 'To' Place
TCD06	156	State or Province Code for 'To' State FL = 'To' State.
TCD07	309	Location Qualifier Code for 'From' Place CI = City
TCD08	310	Location Identifier for 'From' Place Irving = 'From' Place
TCD09	156	State or Province Code for 'From' State TX = 'From' State
TCD10	739	Measurement Value 5 =Duration of call in minutes and tenths of minutes
TCD12	782	Monetary Amount # ¢ (Undiscounted in Dollars/Cents) 0 = Charge for Call
TCD13	782	Monetary Amount # ¢ (Net Amount After Discount in Dollars/Cents) Not depicted in this sample.
TCD16	662	Relationship Code O = Informational Only

Included in IT104 amount. If TCD13 is populated, use TCD13 for balancing. If TCD13 is not populated use TCD12 for balancing.

¢ Foreign State and local taxes, if applicable, are reported in TCD12 for non-Optional Call Plan calls or in TCD13 for Optional Call Plan calls. .

SI (Service Characteristic Identification) Sample:

SI~TI~MT~SP~RP~09~TM~8139787332~FN~9725071891~MC~DS~SD~LO|

<i>Element ID</i>	<i>Data Element</i>	<i>Element Names / Values</i>
SI01	559	Agency Qualifier Code TI = Telecommunications Ind.
SI02	1000	Service Characteristics Qualifier TM = Terminating Telephone Number
SI03	234	Product/Service ID 813 978-7332 = Terminating Station Telephone Number

SI04	1000	Service Characteristics Qualifier = Message Type	\$ MT
SI05	234	Product/Service ID SP = Sent Paid	
SI06	1000	Service Characteristics Qualifier = Message/Rate Class	MC
SI07	234	Product/Service ID DS = Dial Station	
SI08	1000	Service Characteristics Qualifier = Rate Period Code	RP
SI09	234	Product/Service ID 05 = Night/Weekend	
SI10	1000	Service Characteristics Qualifier FN = From/Originating Telephone Number	
SI11	234	Product/Service ID 972 507-1891 =From/Originating Telephone Number	
SI12	1000	Service Characteristics Qualifier = Settlement Code	SD
SI13	234	Product/Service ID LO = Local	

\$ Refer to Additional Code Lists Used by OBF/ETB (Section 10.4) for values associated with DE 1000.

7.2.20 SV~1600: Non-Voice Service

Non-Voice Service is used for services such as Broadband Charges.

The SLN06 element contains the cost of the detail item. The sum of all SLN06 amounts, plus all ITA07 amounts (see **NOTE** below), equal the IT104 amount for Additions and Changes Detail IT107 = 1600.

Structure of Non-Voice Service Detail:

Segment ID	Position	Segment Description	Loop	Max Use	O/M
HL	010	Hierarchical Level	HL8	1	M
SLN	390	Subline Item Detail	SLN	>1	M
SI	400	Service Characteristic	SLN	>1	M
PID	410	Product/Item Description	SLN	200	O
REF	460	Reference Numbers	SLN	1	O
DTM	480	Date / Time Reference	SLN	>1	O
QTY	510	Quantity	SLN/QTY	1	O

SAMPLE MAPPING of Non-Voice Service Detail:

HL~21~20~8~0|
 SLN~9~~|~0~M4~740.88~~|~~~ZZ~R|
 SI~TI~SC~STNPOR|
 PID~X~~ZZ~SC~1.536MBS STANDARD FRAME RELAY PORT (08/01/2006-08/31/2006)|
 PID~F~~~~AUTO FINAL BILL|
 REF~PO~0806013/TFRMCP|
 DTM~196~20060801|
 DTM~197~20060831|
 DTM~092~20020919|
 DTM~093~20040331|
 DTM~007~20020919|
 QTY~7K~1~MO|

HL (Hierarchical Level) Sample: HL~21~20~8~0|

<i>Element ID</i>	<i>Data Element</i>	<i>Element Names / Values</i>
HL01	628	Hierarchical ID Number
HL02	734	Hierarchical Parent ID Number
HL03	735	Hierarchical Level Code 8 = Charge Detail
HL04	736	Hierarchical Child Code 0 = No Subordinate Segments

SLN (Subline Item Detail) Sample: SLN~9~~|~0~M4~740.88~~|~~~ZZ~R|

<i>Element ID</i>	<i>Data Element</i>	<i>Element Names / Values</i>
SLN01	350	Assigned Identification
SLN03	662	Relationship Code I = Included
SLN04	380	Quantity = 1
SLN05	355	Unit or Basis for Measurement Code M4 = Monetary Value
SLN06	212	Unit Price 740.88 = Dollars/Cents #
SLN08	662	Relationship Code I = Included
SLN11	235	Product/Service ID Qualifier ZZ = Mutually Defined
SLN12	234	Product/Service ID R = Recurring

Included in IT104 amount.

SI (Service Characteristic Identification) Sample: SI~TI~SC~STNPOR|

<i>Element ID</i>	<i>Data Element</i>	<i>Element Names / Values</i>
SI01	559	Agency Qualifier Code TI = Telecommunications Ind.
SI02	1000	Service Characteristics Qualifier SC = Service Category Code
SI03	234	Product/Service ID STNPOR

\$ Refer to Additional Code Lists Used by OBF/ETB (Section 10.4) for values associated with DE 1000.

PID (Product/Item Description) Sample:

PID~X~ZZ~AS~DS~1.536MBS STANDARD FRAME RELAY PORT (08/01/2006-08/31/2006)|
 PID~F~----AUTO FINAL BILL|

<i>Element ID</i>	<i>Data Element</i>	<i>Element Names / Values</i>
PID01	349	Item Description Code F = Free Form X = Semi-Structured (Code & Text)
PID02	750	Product/Process Characteristic Code ZZ = Mutually Defined
PID03	559	Agency Qualifier Code AS = Assigned by Seller
PID04	751	Product Description Code DS = Discount Planned Code
PID05	352	Description
		1.536MBS STANDARD FRAME RELAY PORT (08/01/2006-08/31/2006) = Service Category Code Description AUTO FINAL BILL = Description of SLN Charge

REF (Reference Number) Sample: REF~PO~0806013/TFRMCP|

<i>Element ID</i>	<i>Data Element</i>	<i>Element Names / Values</i>
REF01	128	Reference Number Qualifier PO = Purchase Order Number
REF02	127	Reference Number 0806013/TFRMCP = Purchase Order Number

DTM (Date/Time Reference) Sample:

DTM~196~20060801|
 DTM~197~20060831|
 DTM~092~20020919|

DTM~093~20040331|
 DTM~007~20020919|

<i>Element ID</i>	<i>Data Element</i>	<i>Element Names / Values</i>
DTM01	374	Date/Time Qualifier 007 = Effective Date 092 = Contract Effective 093 = Contract Expiration 196 = Start 197 = End
DTM02	373	Date = CCYYMMDD

QTY (Quantity) Sample: QTY~7K~1~MO|

<i>Element ID</i>	<i>Data Element</i>	<i>Element Names / Values</i>
QTY01	673	Quantity Identifier 7K = Time Frame (length of contract or agreement)
QTY02	380	Quantity = 1
QTY03	355	Unit or Basis for Measurement Code MO = Months

7.2.21 SV~1605: Packet Switching

Packet Switching charges are summarized by service group and are presented using a HL 8, Charge Detail. The SLN06 element contains the billed amount Data Services/Switched 56kb Services. The amount is included in the IT104 for Packet Switching (IT107 = 1820).

Structure of Packet Switching:

<i>Segment ID</i>	<i>Position</i>	<i>Segment Description</i>	<i>Loop</i>	<i>Max Use</i>	<i>O/M</i>
HL8	010	Hierarchical Level	HL8	1	M
SLN	390	Subline item Detail	SLN	1	M
PID	410	Product/Item Description	SLN	200	O

SAMPLE MAPPING Packet Switching:

HL~190~1~4~1|
 IT1~~1~M4~0.42~~SV~1605~ZZ~3|:
 HL~191~190~8~0|
 SLN~238~~|~1~M4~0.42~~|~SV~1605|

PID~F~~~~INTEGRATED SERVICES DIGITAL NETWORK (ISDN) INTERFACE|

HL (Hierarchical Level) Sample: HL~191~190~8~0|

<i>Element ID</i>	<i>Data Element</i>	<i>Element Names / Values</i>
HL01	628	Hierarchical ID Number
HL02	734	Hierarchical Parent ID Number
HL03	735	Hierarchical Level Code 8 = Charge Detail
HL04	736	Hierarchical Child Code 0 = No Subordinate Segments

SLN (Subline Item Detail) Sample: SLN~238~~I~1~M4~0.42~~I~SV~1420|

<i>Element ID</i>	<i>Data Element</i>	<i>Element Names / Values</i>
SLN01	350	Sequentially Assigned Number
SLN03	662	Relationship Code I = Included
SLN04	380	Quantity 1 = Unit price is total charge
SLN05	355	Unit or Basis for Measurement Code M4 = Monetary Value
SLN06	212	Unit Price
SLN08	662	Relationship Code I = Included
SLN09	235	Product/Service ID Qualifier SV = Service Rendered
SLN10	234	Product/Service ID 1605 = Data Services/Switched 56kb Service

PID (Product/Item Description Code) Sample:

PID~F~~~~INTEGRATED SERVICES DIGITAL NETWORK (ISDN) INTERFACE|

<i>Element ID</i>	<i>Data Element</i>	<i>Element Names / Values</i>
PID01	349	Item Description Code F = Free-Form
PID05	352	Description = Text

7.2.22 SV~1740: Miscellaneous

The OBF/ETB Guidelines require at least one occurrence of an HL (4) be included for each Service/Billing Provider HL (1). In some cases where there are no current charges, the Product/Service ID (IT107 = 1740) of Miscellaneous is used. In this case, the IT104 will be \$0.00.

Structure of Miscellaneous Summary:

Segment ID	Position	Segment Description	Loop	Max Use	O/M
HL	010	Hierarchical Level	HL8	1	M
IT1	210	Baseline Item Data	IT1	1	M

SAMPLE MAPPING Miscellaneous SUMMARY:

HL~2~1~4~0|
 IT1~~1~M4~0~~SV~1740|

HL (Hierarchical Level) Sample: HL~2~1~4~0|

Element ID	Data Element	Element Names / Values
HL01	628	Hierarchical ID Number
HL02	734	Hierarchical Parent ID Number
HL03	735	Hierarchical Level Code 4 = Group Level
HL04	736	Hierarchical Child Code 0 = No Subordinate Segments

IT1 (Baseline Item Data (Invoice)) Sample: IT1~~1~M4~0~~SV~1740|

Element ID	Data Element	Element Names / Values
IT102	358	Quantity Invoiced
IT103	355	Unit of Measure Code M4 = Monetary Value
IT104	212	Unit Price = Dollars/Cents # 0
IT106	235	Product/Service ID Qualifier SV = Service Rendered
IT107	234	Product/Service ID 1740 = Miscellaneous Charges

Included in Total Amount Billed.

7.2.23 SV~1820: Voice Mail

Voicemail Charges are summarized by service group and is presented using a HL 8, Charge Detail. The SLN06 element contains the billed amount for Voicemail Services. The amount is included in the IT104 for Voicemail Service (IT107 = 1820).

Structure of VOICEMAIL Summary:

Segment ID	Position	Segment Description	Loop	Max Use	O/M
HL8	010	Hierarchical Level	HL8	1	M
SLN	390	Subline item Detail	SLN	1	M
PID	410	Product/Item Description	SLN	200	O
HL7	010	Hierarchical Level	HL7	>1	M
LX	020	Sequentially Assigned Number	LX	>1	O
SI	030	Service Characteristics	LX	8	O
HL8	010	Hierarchical Level	HL8	1	M
SLN	390	Subline item Detail	SLN	1	M
SI	400	Service Characteristics	SLN	2	O
PID	410	Product/Item Description	SLN	200	O

SAMPLE MAPPING VOICEMAIL Summary:

```

HL~190~1~4~1|
IT1~~1~M4~18.25~~SV~1820~ZZ~3|
HL~191~190~8~0|
SLN~238~~|~1~M4~18.05~~|~SV~1820|
PID~F~~~~VOICE MESSAGE SERVICE VMS|
HL~192~190~7~1|
LX~51|
SI~TI~TN~9725071891|
HL~193~192~8~0|
SLN~239~~|~1~CO~0.2~~O~SV~1820|
SI~TI~SC~46~SF~4V~RP~09|
PID~X~ZZ~AS~SC~VOICE MESSAGE SERVICE VMS|
PID~X~ZZ~AS~SF~ANSWER CALL|
  
```

HL (Hierarchical Level) Sample: HL~191~190~8~0|

<i>Element ID</i>	<i>Data Element</i>	<i>Element Names / Values</i>
HL01	628	Hierarchical ID Number
HL02	734	Hierarchical Parent ID Number
HL03	735	Hierarchical Level Code 8 = Charge Detail
HL04	736	Hierarchical Child Code 0 = No Subordinate Segments

SLN (Subline Item Detail) Sample: SLN~238~~I~1~M4~18.05~~I~SV~1820|

<i>Element ID</i>	<i>Data Element</i>	<i>Element Names / Values</i>
SLN01	350	Sequentially Assigned Number
SLN03	662	Relationship Code I = Included
SLN04	380	Quantity 1 = Unit price is total charge
SLN05	355	Unit or Basis for Measurement Code M4 = Monetary Value
SLN06	212	Unit Price
SLN08	662	Relationship Code I = Included
SLN09	235	Product/Service ID Qualifier SV = Service Rendered
SLN10	234	Product/Service ID 1820 = Voicemail Service

PID (Product/Item Description Code) Sample: PID~F~~~~VOICE MESSAGE SERVICE VMS|

<i>Element ID</i>	<i>Data Element</i>	<i>Element Names / Values</i>
PID01	349	Item Description Code F = Free-Form
PID05	352	Description = Text

HL (Hierarchical Level) Sample: HL~192~190~7~1|

<i>Element ID</i>	<i>Data Element</i>	<i>Element Names / Values</i>
HL01	628	Hierarchical ID Number
HL02	734	Hierarchical Parent ID Number

HL03	735	Hierarchical Level Code 7 = Type Level
HL04	736	Hierarchical Child Code 1 = Subordinate Segments

LX (Assigned Number) Sample: LX~51|

<i>Element ID</i>	<i>Data Element</i>	<i>Element Names / Values</i>
LX01	554	Sequentially Assigned Number

SI (Service Characteristic Identification) Sample: SI~TI~TN~9725071891|

<i>Element ID</i>	<i>Data Element</i>	<i>Element Names / Values</i>
SI01	559	Agency Qualifier Code TI = Telecommunications Ind.
SI02	1000	Service Characteristics Qualifier \$ TN = Telephone Number
SI03	234	Product/Service ID 972 507 1891 = Telephone Number

\$ Refer to Additional Code Lists Used by OBF/ETB (Section 10.4) for values associated with DE 1000.

HL (Hierarchical Level) Sample: HL~193~192~8~0|

<i>Element ID</i>	<i>Data Element</i>	<i>Element Names / Values</i>
HL01	628	Hierarchical ID Number
HL02	734	Hierarchical Parent ID Number
HL03	735	Hierarchical Level Code 8 = Charge Detail
HL04	736	Hierarchical Child Code 0 = No Subordinate Segments

SLN (Subline Item Detail) Sample: SLN~239~~1~1~CO~0.2~~O~SV~1820|

<i>Element ID</i>	<i>Data Element</i>	<i>Element Names / Values</i>
SLN01	350	Sequentially Assigned Number
SLN03	662	Relationship Code I = Included
SLN04	380	Quantity = 1

7.2.24 SV~1830: Extended Area

Extended Area charges may also appear under SV~0500, depending on the billing system.

The data for Extended Area service is provided at account summary level only. There is no line level presentation. Account Level data is presented using HL8, Charge Detail.

The SLN06 element contains the sub-total of charges by associated service code with the type of service in element SI. This amount is included in the IT104 amount for the appropriate Product/Service ID.

Structure of Extended Area:

<i>Segment ID</i>	<i>Position</i>	<i>Segment Description</i>	<i>Loop</i>	<i>Max Use</i>	<i>O/M</i>
HL	010	Hierarchical Level	HL8	1	M
SLN	390	Subline item Detail	SLN	1	M
SI	400	Service Characteristics	SLN	1	O
QTY	510	Quantity	SLN/QTY	>1	O

SAMPLE MAPPING EXTENDED AREA:

HL~18~17~8~1|
 SLN~29~~|~1~M4~72.8~~|~SV~1830|
 SI~TI~SS~4~DH~LUP|
 QTY~92~80~C0|
 QTY~94~479~C0|
 QTY~99~559~C0|

HL (Hierarchical Level) Sample: HL~18~17~8~0|

<i>Element ID</i>	<i>Data Element</i>	<i>Element Names / Values</i>
HL01	628	Hierarchical ID Number
HL02	734	Hierarchical Parent ID Number
HL03	735	Hierarchical Level Code 8 = Charge Detail
HL04	736	Hierarchical Child Code 0 = No Subordinate Segments

SLN (Subline Item Detail) Sample: SLN~29~~|~1~M4~72.8~~|~SV~1830|

<i>Element ID</i>	<i>Data Element</i>	<i>Element Names / Values</i>
SLN01	350	Identification Number = Sequentially Assigned Number
SLN03	662	Relationship Code I = Included
SLN04	380	Quantity 1 = Unit price is total charge
SLN05	355	Unit or Basis for Measurement Code M4 = Monetary Value
SLN06	212	Unit Price # 72.8 = Dollars/Cents
SLN08	662	Relationship Code I = Included
SLN09	235	Product/Service ID Qualifier SV = Service Rendered
SLN10	234	Product/Service ID 1830 = Extended Area Service

Included in IT104 amount.

SI (Service Characteristic Identification) Sample: SI~TI~SS~4~DH~LUP|

<i>Element ID</i>	<i>Data Element</i>	<i>Element Names / Values</i>
SI01	559	Agency Qualifier Code TI = Telecommunications Ind.
SI02	1000	Service Characteristics Qualifier \$ SS = Service Sub-category Code
SI03	234	Product/Service ID 4 = Extended Area Service
SI04	1000	Service Characteristics Qualifier DH = Discount/Promo Application Code
SI05	234	Product/Service ID LUP = Local Usage Plan

\$ Refer to Additional Code Lists Used by OBF/ETB (Section 10.4) for values associated with DE 1000.

QTY (Quantity) Sample: QTY~92~80~C0|
 QTY~94~479~C0|
 QTY~99~559~C0|

<i>Element ID</i>	<i>Data Element</i>	<i>Element Names / Values</i>
QTY01	673	Quantity Qualifier Code 92 = Allotted Usage Quantity 94 = Billable Quantity 99 = Quantity Used
QTY02	380	Quantity = 80 = 479 = 559

QTY03	355	Unit of Measurement C0 = Calls
-------	-----	-----------------------------------

7.2.25 SV~2600: Late Payment Charges

Late Payment Charges are presented in HL 8, Charge Detail, using SLN loops. The SLN06 element contains the billed amount for Late Payment Charges. The amount is included in the IT104 for Late payment Charges (ITA107=2600).

This LPC rate may be compounded either daily or monthly. The PID segment provides the description of the compounding factor. The LPC can be calculated by multiplying the following element:

- The ITA06 element contains the LPC Rate,
- The AMT02 element of AMT~BD contains the LPC Unpaid Balance Amount
- The QTY02 element of QTY~D1 contains the number of days

Structure of Late Payment Charges:

Segment ID	Segment Position	Segment Description	Loop	Max Use	O/M
HL	010	Hierarchical Level	HL8	1	M
SLN	390	Subline Item Detail	SLN	>1	M
SI	400	Service Characteristic	SLN	>1	M
PID	410	Product/Item Description	SLN	200	O
ITA	440	Allowance Charge or Service	SLN	10	O
DTM	480	Date / Time Reference	SLN	>1	O
AMT	490	Monetary Amount	SLN	15	O
QTY	510	Quantity	SLN/QTY	>1	O

SAMPLE MAPPING of Late Payment Charges:

```

HL~2~1~4~1|
IT1~~1~M4~19.30~~SV~2600~ZZ~1|
HL~3~2~8~0|
SLN~1~~|~1~M4~10.00~~|
SI~TI~RT~VA~SD~IR|
PID~F~~~~LPC is compounded monthly|
ITA~A~TI~~ZZ~~0.1~~~~~LPC~~|
DTM~196~20050430|
DTM~197~20050529|
  
```

AMT~BD~100.00|
 SLN~2~~|~1~M4~9.30~~|
 SI~TI~RT~VA~SD~IU|
 PID~F~~~~LPC is compounded daily|
 ITA~A~TI~~ZZ~~0.03~~~~~LPC~~|
 DTM~196~20050330|
 DTM~197~20050429|
 AMT~BD~100.00|
 QTY~D1~31~DA|
 QTY~1Y~0.003|

HL (Hierarchical Level) Sample: HL~3~2~8~0|

<i>Element ID</i>	<i>Data Element</i>	<i>Element Names / Values</i>
HL01	628	Hierarchical ID Number
HL02	734	Hierarchical Parent ID Number
HL03	735	Hierarchical Level Code 8 = Charge Detail
HL04	736	Hierarchical Child Code 0 = No Subordinate Segments

SLN (Subline Item Detail) Sample: SLN~1~~|~1~M4~10.00~~|

<i>Element ID</i>	<i>Data Element</i>	<i>Element Names / Values</i>
SLN01	350	Identification Number = Sequentially Assigned Number
SLN03	662	Relationship Code I = Included
SLN04	380	Quantity = 1
SLN05	355	Unit of Measurement Code M4 = Monetary Value
SLN06	212	Unit Price # = \$10.00 = Dollars/Cents (LPC amount)
SLN08	662	Relationship Code I = Included

Included in IT104 amount.

SI (Service Characteristic Identification) Sample: SI~TI~RT~VA~SD~IR|

<i>Element ID</i>	<i>Data Element</i>	<i>Element Names / Values</i>
SI01	559	Agency Qualifier Code TI = Telecommunications Ind.

SI02	1000	Service Characteristics Qualifier RT = State Code SD = Settlement Code
SI03	234	Product/Service ID VA = State IR = Interstate

\$ Refer to Additional Code Lists Used by OBF/ETB (Section 10.4) for values associated with DE 1000.

PID (Product/Item Description Code) Sample: PID~F~~~~LPC is compounded monthly|

<i>Element ID</i>	<i>Data Element</i>	<i>Element Names / Values</i>
PID01	349	Item Description Code F = Free-Form
PID05	352	Description Textual description of the LPC

ITA (Allowance, Charge or Service) Sample: ITA~A~TI~~ZZ~~0.1~~~~~LPC|~|

<i>Element ID</i>	<i>Data Element</i>	<i>Element Names / Values</i>
ITA01	248	Allowance or Charge Indicator A = Allowance
ITA02	559	Agency Qualifier Code TI = Telecommunication Industry
ITA04	331	Allowance or Charge Method of Handling Code ZZ = Mutually Defined
ITA06	359	Allowance or Charge Rate = 0.1
ITA14	150	Special Charge or Allowance Code LPC = Late Payment Charge
ITA16	662	Relationship Code I = Included

\$ Refer to Additional Code Lists Used by OBF/ETB (Section 10.4) for values.

DTM (Date/Time Reference) Sample: DTM~196~20050430|
 DTM~197~20050529|

<i>Element ID</i>	<i>Data Element</i>	<i>Element Names / Values</i>
DTM01	374	Date/Time Qualifier 196 = Start 197 = End
DTM02	373	Date = CCYYMMDD

AMT (Monetary Amount) Sample: AMT~BD~100.00|

<i>Element ID</i>	<i>Data Element</i>	<i>Element Names / Values</i>
AMT01	522	Amount Qualifier Code BD = Unpaid balance
AMT02	782	Monetary Amount 100.00 = Dollars/Cents

SLN (Subline Item Detail) Sample: SLN~2~~|~1~M4~9.30~~|

<i>Element ID</i>	<i>Data Element</i>	<i>Element Names / Values</i>
SLN01	350	Identification Number = Sequentially Assigned Number
SLN03	662	Relationship Code I = Included
SLN04	380	Quantity = 1
SLN05	355	Unit of Measurement Code M4 = Monetary Value
SLN06	212	Unit Price = \$9.30 = Dollars/Cents (LPC amount)
SLN08	662	Relationship Code I = Included

SI (Service Characteristic Identification) Sample: SI~TI~RT~VA~SD~IU|

<i>Element ID</i>	<i>Data Element</i>	<i>Element Names / Values</i>
SI01	559	Agency Qualifier Code TI = Telecommunications Ind.
SI02	1000	Service Characteristics Qualifier \$ RT = State Code SD = Settlement Code
SI03	234	Product/Service ID VA = State IU = Intrastate

\$ Refer to Additional Code Lists Used by OBF/ETB (Section 10.4) for values associated with DE 1000.

PID (Product/Item Description Code) Sample: PID~F~~~~LPC is compounded daily|

<i>Element ID</i>	<i>Data Element</i>	<i>Element Names / Values</i>
PID01	349	Item Description Code F = Free-Form
PID05	352	Description Textual description of the LPC

ITA (Allowance, Charge or Service) Sample: ITA~A~TI~~ZZ~~0.03~~~~~LPC|~~|

QTY (Quantity) Sample: QTY~1Y~0.003|

<i>Element ID</i>	<i>Data Element</i>	<i>Element Names / Values</i>
QTY01	673	Quantity Qualifier Code 1Y = Rate Per Day
QTY02	380	Quantity

7.3 Summary/Consolidated Billing

This section, Consolidated 811 or Summary Billing arrangements, provides the structure of a Consolidated (Summary Bill Master) Account. The Consolidated or Master Account Number is used for payment. Consolidated or Summary Billing arrangements are presented differently. The Heading Section contains slightly different values and the Service Provider is only Verizon. The Detail Segments of the Consolidated Master Account are the same as those of a single account as outlined in the Detail Section 6 of this document and are not presented here. On a consolidated bill, each component (invoice point or sub-account) is represented by HL 2, Billing Arrangement, segments for the account number and HL 4, Group, with IT107-2050, segments for the invoice-point's/subaccount's total amount due. These segments are subordinate to the Verizon Service Provider HL 1.

NOTE: A Consolidated Master Account *may* incur charges and the charges will be reflected at HL 4 segments when IT107 value does not equal '2050'.

The master-account always shows the sub-account's total amount due (TDS plus BAL~P~PB plus any payments made to the sub-account plus any adjustments to the sub-account).

When a sub-account is added to a master-account, the master-account takes on financial responsibility for the previous balance of the new sub-account.

Note: Each of our billing systems handle the transfers between masters and subs differently.

7.3.1 expressTRAK (Decommissioned) Summary Billing

The master-account always shows the sub-account's total amount due (TDS plus BAL~P~PB plus any payments made to the sub-account plus any adjustments to the sub-account). In the current month's bill, the total amount due is transfers between the master-account and the sub-account -- as a result the sub-account's BAL~M~TT is zeroed out and there is not a BAL~P~PB for the next month.

expressTRAK EXAMPLE of an existing sub-account:

```

Master-Account:
  BIG~20050304~00002627294020050304~~~~~CE|
:
  HL~2~1~2~1|
  LX~2|
  
```

REF~12~000013894592~7037149999999|
HL~3~2~4~0|
IT1~~1~M4~4488.72~~SV~2050~ZZ~4|

Sub-Account:

BIG~20050304~00001389459220050304~~~~DR|
:
TDS~448872|
ITA~N~TI~~04~~~~448872~~~~~Transfer To Summary Account~TRS~~A |
DTM~009~20050304| <== transfer date is current month's bill
BAL~M~TT~0|
N1~SJ~VERIZON~42~0698|
ITA~N~TI~~04~~~~448872~~~~~Transfer To Summary Account~TRS~~O|
DTM~009~20050304|

expressTRAK EXAMPLE of a new sub-account:

Master-Account:

BIG~20050304~00066891494020050304~~~~CD
:
REF~12~000072396968~3046229999999|
HL~7~6~4~0|
IT1~~1~M4~202.3~~SV~2050~ZZ~4|

Sub-Account:

BIG~20050304~00007239696820050304~~~~DR|
:
TDS~11622|
ITA~N~TI~~04~~~~11622~~~~~Transfer To Summary Account~TRS~~A|
DTM~009~20050304| <== transfer date is current month's bill
ITA~N~TI~~04~~~~8608~~~~~Transfer To Summary Account~TRS~~A|
DTM~009~20050304| <== transfer date is current month's bill
BAL~P~PB~86.08|
BAL~M~TT~0|
N1~SJ~VERIZON~42~0698|
ITA~N~TI~~04~~~~11622~~~~~Transfer To Summary Account~TRS~~O|
DTM~009~20050304|
ITA~N~TI~~04~~~~8608~~~~~Transfer To Summary Account~TRS~~O|
DTM~009~20050304|

7.3.2 CBSS (Decommissioned) Summary Billing

The master-account always shows the sub-account's total amount due (TDS plus BAL~P~PB plus any payments made to the sub-account plus any adjustments to the sub-account). In the current month's bill, the total amount due is transfers between the master-account and the sub-account -- as a result the sub-account's BAL~M~TT is zeroed out and there is not a BAL~P~PB for the next month.

CBSS EXAMPLE of an existing sub-account:

Master-Account:

BIG~20050301~209197999920050301~~~~~CD|
:
HL~2~1~2~1|
LX~2|
REF~12~7602419999~3910269087|
HL~3~2~4~0|
IT1~~1~M4~198.21~~SV~2050~ZZ~4|

Sub-Account:

BIG~20050301~760241999920050301~~~~~DR|
:
TDS~19821|
ITA~N~TI~~04~~~~19821~~~~~TRANSFER TO SUMMARY
ACCOUNT~TRS~~A|
DTM~009~20050301| <== transfer date is current month's bill
BAL~M~TT~0|
N1~SJ~VERIZON~42~0698|
ITA~N~TI~~04~~~~19821~~~~~TRANSFER TO SUMMARY
ACCOUNT~TRS~~O|
DTM~009~20050301|

CBSS EXAMPLE of an adjustment to a sub-account:

Master-Account:

BIG~20050301~219197999920050301~~~~~CD|
:
REF~12~5742649999~2687426091|
HL~27~26~4~0|
IT1~~1~M4~127.74~~SV~2050~ZZ~4|

Sub-Account:

BIG~20050301~574264999920050301~~~~~DR|
:
TDS~21654|
ITA~N~TI~~04~~~~21654~~~~~TRANSFER TO SUMMARY
ACCOUNT~TRS~~A|
DTM~009~20050301| <== transfer date is current month's bill
ITA~N~TI~~06~~~~8880~~~~~TRANSFER TO SUMMARY
ACCOUNT~TRS~~A|
DTM~009~20050301| <== transfer date is current month's bill
BAL~A~NA~~88.8|
BAL~M~TT~0|
N1~SJ~VERIZON~42~0698|
ITA~N~TI~~04~~~~21654~~~~~TRANSFER TO SUMMARY
ACCOUNT~TRS~~O|
DTM~009~20050301|
ITA~N~TI~~06~~~~8880~~~~~TRANSFER TO SUMMARY
ACCOUNT~TRS~~O|
DTM~009~20050301|

N1~SJ~AT&T~41~0288|
ITA~N~TI~~04~~~~8880~~~~~AT&T adjustment~AAJ~~O|
DTM~009~20050228|

CBSS EXAMPLE of a New Sub-Account

Master-Account:

BIG~20050519~310197999920050519~~~~~CD|
:
HL~1156~1~2~1|
LX~579|
REF~12~8051819999~1150006382|
HL~1157~1156~4~0|
IT1~~1~M4~137.06~~SV~2050~ZZ~4|

Sub-Account:

BIG~20050519~805181999920050519~~~~~DR|
:
TDS~5141|
ITA~N~TI~~04~~~~5141~~~~~TRANSFER TO SUMMARY
ACCOUNT~TRS~~A|
DTM~009~20050519| **<== transfer date is current month's bill**
ITA~N~TI~~04~~~~8565~~~~~TRANSFER TO SUMMARY
ACCOUNT~TRS~~A|
DTM~009~20050519| **<== transfer date is current month's bill**
BAL~P~PB~128.32|
BAL~M~TP~-42.67|
BAL~M~TT~0|
N1~SJ~Verizon~42~0698|
BAL~M~C4~-42.67|
DTM~050~20050414
N1~SJ~VERIZON~42~0698|
ITA~N~TI~~04~~~~5141~~~~~TRANSFER TO SUMMARY
ACCOUNT~TRS~~O|
DTM~009~20050519|
ITA~N~TI~~04~~~~8565~~~~~TRANSFER TO SUMMARY
ACCOUNT~TRS~~O|
DTM~009~20050519|

7.3.3 CRIS (Decommissioned) Summary Billing

The master-account always shows the sub-account's total amount due (TDS plus BAL~P~PB plus any payments made to the sub-account plus any adjustments to the sub-account). In the next month's bill, the sub-account's previous balance is transferred between the master-account and the sub-account. The sub-account's BAL~M~TT will equal all current amounts (TDS plus adjustments to the sub-account plus payments to the sub-account) plus the previous balance minus the amount transferred between the master-account and sub-account. For existing sub-accounts, there will be a BAL~P~PB and it will be zeroed out by the transfer from the master.

CRIS EXAMPLE of an existing sub-account:

Master-Account:

BIG~20050301~212X00999999920050301~~~~~CD|
:
HL~2~1~2~1|
LX~2|
REF~12~212227999999|
HL~3~2~4~0|
IT1~~1~M4~341.37~~SV~2050~ZZ~4|

Sub-Account:

BIG~20050225~212227999999920050225~~~~~DR|
:
TDS~34137
ITA~N~TI~~04~~~~34237~~~~~Transfer To Summary Bill~TRS~~A|
DTM~009~20050125| **<== transfer date is last month's bill**
BAL~P~PB~342.37|
BAL~M~TT~341.37|
N1~SJ~VERIZON~42~0698|
ITA~N~TI~~04~~~~34237~~~~~Transfer To Summary Bill~TRS~~O|
DTM~009~20050125|

7.3.4 IX Plus Summary Billing

IX Plus has two types of master-accounts (Group Accounts):

- 1: The master-account has full financial responsibility for the sub-accounts.
- 2: The master-account has partial financial responsibility for the sub-accounts.

The balancing rules are different for these two types of master-accounts.

For IX Plus Master-Accounts, REF03 of REF~06 in the header will contain the following values to distinguish the type of balancing used by the by the IX Plus Group Account:

"1 : FULL FINANCIAL RESP"
"2 : PART FINANCIAL RESP"

7.3.4.1 IX Plus Master Account with Full Financial Responsibility

This type of IX Plus Group accounts is like a traditional summary billing arrangement. It contains a masteraccount and sub-accounts.

This type of IX Plus master-account can be identified by REF03 of the REF~06 Segment in the header. The REF03 element will contain:

“1 : FULL FINANCIAL RESP”

The master-account always shows the sub-account's total amount due (TDS plus BAL~P~PB plus any payments made to the sub-account plus any adjustments to the sub-account).

IX Plus sub-accounts can retain partial financial responsibility for previous balances – these are identified by a BIG07 = “PB”.

- In the sub-account, the amount retained is the amount in the BAL~M~TT.
- In the group-account, the amount retained is in an ITA at HL3 with ITA14 = “MSG” and ITA16 = “A”. Note:
the amount in this ITA (IT16 = “A”) is included in balancing the TDS.

IX Plus EXAMPLE of an existing sub-account:

Master-Account:

BIG~20081101~99999994530810~~~~~CD|
REF~ZZ~AV167800000124|
REF~12~9999999453X26|
REF~AP~9999999453081081101|
REF~RE~1105081018XXM3|
REF~06~M3~1 : FULL FINANCIAL RESP|
REF~U1~9999999453X26|

:

HL~4~1~2~1|

LX~2|

REF~12~0999991566X26| ← The invoice (EDI 811) is provided for this sub-

account

HL~5~4~3~1|

LX~3|

REF~11~0999991566X26|

AMT~SC~3387.61|

TXI~ST~80.88~~~~~O~~~STATE TAXESt and Lo|

NM1~AO~2~CUSTOMER 1|

N2~COMPANY 1|

PER~IC~~TE~9998149900|

ITA~C~TI~~06~~~286450~~~~~Current Monthly Recurring
Charges~MSG~~O|

ITA~A~TI~~04~~~3400~~~~~Discounts Applied~MSG~~O|

ITA~C~TI~~06~~~14542~~~~~Federal State and Local Surcharges
~SUR~~O|

ITA~C~TI~~06~~~33081~~~~~Federal USF Surcharges ~FUS~~O|

HL~6~5~4~0|

IT1~~1~M4~3387.61~~SV~2050|

:

HL~12~1~2~1|

LX~7|

**REF~12~8779999947X26| ← no invoice is provided for the Zero Dollar
sub-account**

9999999453X26~TRS~~O|
CTT~2|

Sub-account with current charges that retained financial responsibility for previous balance:

ST~811~5166|
BIG~20090301~99999505330902~~~~~PB|
REF~ZZ~AV167800000124|
REF~12~9999950533X26|
REF~14~9999999453X26|
REF~AP~9999950533090290301|
REF~RE~1106081115XXM3|
REF~SU~Y|
REF~06~M3|
:
TDS~75308|
ITA~N~TI~~04~~~~75308~~~~~FINANCIALLY RESPONSIBLE ACCOUNT:
9999999453X26~~A|
BAL~P~PB~~617.69|
BAL~M~TT~~617.69|

7.3.4.2 IX Plus Master Account with Partial Financial Responsibility

In this billing arrangement, the IX Plus group account pays for only part of the accounts in the group. The IX Plus group account is presented in the VB811 as a hybrid of summary and stand-alone billing arrangements. The group account is presented as a summary master-account that contains billing information (amounts) for subaccounts and stand-alone-accounts. The VB811 for the group account includes the current charges for all accounts (sub-accounts and stand-alone-accounts) in the IT1 with SV~2050 and in the TDS. In the summary area, an ITA is used to remove the amount that is payable by the locations (removes the amount the group account is not financially responsible for).

This type of IX Plus master-account can be identified by REF03 of the REF~06 Segment in the header. The REF03 element will contain:

“2 : PART FINANCIAL RESP”

IX Plus EXAMPLE :

Master-Account:

BIG~20080902~00100002690808~~~~~CD|
REF~ZZ~TES121100100002|
REF~12~0099999269X34|
REF~AP~0010000269080880902|

REF~RE~1104080816XXM3|
REF~06~M3~2 : PART FINANCIAL RESP|
REF~U1~0099999269X34|
:
HL~2~1~2~1|
LX~2|
REF~12~0999991267X34| ← Sub-account with current charges
and no previous balance

HL~3~2~3~1|
LX~3|
REF~11~0999991267X34|
AMT~SC~12023.49|
NM1~AO~2~CUSTOMER ONE.|
N2~TEST COMMUNICATIONS|
PER~IC~~TE~8472048309|
ITA~C~TI~~06~~580209~~~~Current Monthly Recurring
Charges~MSG~~O|
ITA~C~TI~~06~~540000~~~~Current Nonrecurring Charges~MSG~~O|
ITA~C~TI~~06~~14561~~~~Federal State and Local Surcharges~SUR~~O|
ITA~C~TI~~06~~67579~~~~Federal USF Surcharge~FUS~~O|
HL~4~3~4~0|
IT1~~1~M4~12023.49~~SV~2050| ← matches TDS of sub-account
0999991267X34

:
HL~20~1~2~1|
LX~14|
REF~12~0999298983X34| ← Stand alone account with current charges
and previous balance

HL~21~20~3~1|
LX~15|
REF~11~0999298983X34|
AMT~SC~3506.04|
AMT~0S~2229.41|
AMT~NA~~679.03|
TXI~ST~137.01~~~~O~~STATE TAXES|
NM1~AO~2~TEST, INC.|
PER~IC~~TE~6367931196|
ITA~C~TI~~06~~141184~~~~Current Monthly Recurring
Charges~MSG~~O|
ITA~C~TI~~06~~170000~~~~Current Nonrecurring Charges~MSG~~O|
ITA~C~TI~~06~~9624~~~~Federal State and Local Surcharges~SUR~~O|
ITA~C~TI~~06~~16095~~~~Federal USF Surcharge~FUS~~O|
HL~22~21~4~0|
IT1~~1~M4~3506.04~~SV~2050| ← matches TDS of stand-alone-account
0999298983X34

:
HL~32~1~2~1|
LX~22|
REF~12~0099999167X34| ← Stand alone account with no current charges previous

balance

HL~33~32~3~1|
LX~23|
REF~11~0099999167X34|
AMT~0S~700|
NM1~AO~2~TEST, INC.|
PER~IC~~TE~6367931196|
HL~34~33~4~0|
IT1~~1~M4~0~~SV~2050|

← matches TDS of stand-alone-account
0099999167X34

:

HL~35~1~2~1|
LX~24|
REF~12~0099999171X34|

← Stand alone with current charges and no
previous

balance

HL~36~35~3~1|
LX~25|
REF~11~0099999171X34|
AMT~SC~1401.16|
TXI~ST~87.34~~~~O~~STATE TAXES|
NM1~AO~2~TEST, INC.|
PER~IC~~TE~3018027147|
ITA~C~TI~~06~~36240~~~~Current Monthly Recurring Charges~MSG~~O|
ITA~C~TI~~06~~90000~~~~Current Nonrecurring Charges~MSG~~O|
ITA~C~TI~~06~~921~~~~Federal State and Local Surcharges~SUR~~O|
ITA~C~TI~~06~~4221~~~~Federal USF Surcharge~FUS~~O|
HL~37~36~4~0|
IT1~~1~M4~1401.16~~SV~2050|

← matches TDS of stand-alone-
0099999171X34

account

:

HL~40~1~2~1|
LX~2|
REF~12~9999954010X34|

← Sub-account without current charges
that retained financial responsibility for

previous

balance

HL~41~40~3~1|
LX~3|
REF~11~9999954010X34|
AMT~0S~-241.68|
NM1~AO~2~Customer Two|
N2~014 5 3RD TEST COMMUNICATIONS|
PER~IC~~TE~5133585133|
ITA~C~TI~~06~~24168~~~~CHARGES RETAINED BY THE
LOCATION~MSG~~O|
DTM~150~00000000~~RD~00000000|
HL~42~41~4~0|

IT1~~1~M4~0~~SV~2050|
9999954010X34

← matches TDS of sub-account

:
HL~51~1~2~1|
LX~10|
REF~12~9999955423X34|

← Sub-account without current charges that pays off previous balance:

HL~52~51~3~1|
LX~12|
REF~11~9999955423X34|

AMT~0S~7.7|
AMT~NA~~7.7|
NM1~AO~2~Customer Two|
N2~TEST COMMUNICATIONS|
PER~IC~~TE~5135795358|
HL~53~52~4~0|
IT1~~1~M4~0~~SV~2050|
9999955423X34

← matches TDS of sub-account

:
HL~62~1~2~1|
LX~14|
REF~12~9999955408X34|

← Stand-alone-account without current charges that pays off previous balance

HL~63~62~3~1|
LX~15|
REF~11~9999955408X34|
AMT~0S~774.78|
AMT~NA~~774.78|
NM1~AO~2~Customer Three|
N2~TEST COMMUNICATIONS|
PER~IC~~TE~5135346835|
HL~64~63~4~0|
IT1~~1~M4~0~~SV~2050|

← matches TDS of stand-alone-account
9999955408X34

:
HL~75~1~2~1|
LX~16|
REF~12~9999955419X34|

← Stand-alone-account with Late Payment Charge (LPC), no current charges and previous balance

HL~76~75~3~1|
LX~17|
REF~11~9999955419X34|
AMT~0S~2423.22|
AMT~NA~~2388.4|
NM1~AO~2~Customer Two|
N2~TEST COMMUNICATIONS|
PER~IC~~TE~5135795358|
HL~77~76~4~0|

IT1~1~M4~0~SV~2050| ← matches TDS minus the LPC of stand-alone-
account 9999955419X34

:

HL~82~1~2~1|
LX~34|
REF~12~9999955433X34| ← Stand-alone account without current charges and
has a previous balance

HL~83~82~3~1|
LX~35|
REF~11~9999955433X34|
AMT~0S~1613.02|
AMT~NA~1590.07|
NM1~AO~2~Customer Two|
N2~TEST COMMUNICATIONS|
PER~IC~TE~5135795358|
HL~84~83~4~0|
IT1~1~M4~0~SV~2050| ← matches TDS of stand-alone-account
9999955433X34

:

HL~415~1~2~1|
LX~276|
REF~12~9999956481X34| ← Stand alone account with
current charges and
previous balance

HL~416~415~3~1|
LX~277|
REF~11~9999956481X34|
AMT~SC~735.1|
AMT~0S~2370.83|
AMT~NA~1635.73|
TXI~ST~36.68~O~STATE TAXES|
NM1~AO~2~Customer Three|
N2~TEST COMMUNICATIONS|
PER~IC~TE~5135346835|
ITA~C~TI~06~160918~Current Monthly Recurring
Charges~MSG~O|
ITA~A~TI~04~94350~Discounts Applied~MSG~O|
ITA~C~TI~06~1271~Federal State and Local Surcharges~SUR~O|
ITA~C~TI~06~2003~Federal USF Surcharge~FUS~O|
HL~417~416~4~0
IT1~1~M4~735.1~SV~2050| ← matches TDS of stand-alone-
account 9999956481X34

:

TDS~9910603|
ITA~N~TI~04~7938970~AMOUNT PAYABLE BY
LOCATIONS~TRS~A|
BAL~P~PB~17265.56|
BAL~A~NA~7719.55|

BAL~M~TT~29262.34|
N1~SJ~Verizon~42~0555|
ITA~N~TI~~04~~~~7938970~~~~~AMOUNT PAYABLE BY
LOCATIONS~TRS~~O|
ITA~N~TI~~04~~~~88444998~~~~~Prior Period Unapplied Cash~MSG~~O|
ITA~N~TI~~04~~~~557704~~~~~IXplus Cash Received by Carms~AAJ~~O|
DTM~009~20080818|

Sub-account with current charges and no previous balance:

BIG~20080902~00000012670808~~~~~DR|
REF~ZZ~TES121100100002|
REF~12~0999991267X34|
REF~14~0099999269X34|
REF~AP~0999991267080880902|
REF~RE~1104080816XXM3|
REF~06~M3|
REF~U1~0099999269X34|
:
TDS~1202349|
ITA~N~TI~~04~~~~1202349~~~~~FINANCIALLY RESPONSIBLE ACCOUNT:
0099999269X34~TRS~
BAL~M~TT~0|
N1~SJ~Verizon~42~0555|
ITA~N~TI~~04~~~~1202349~~~~~FINANCIALLY RESPONSIBLE ACCOUNT:
0099999269X34~TRS~
CTT~2|

Stand alone account with current charges and previous balance:

BIG~20080902~00002089830808~~~~~CI|
REF~ZZ~TES121100100002|
REF~12~0999298983X34|
REF~AP~0999298983080880902|
REF~RE~1104080816XXM3|
REF~06~M3|
REF~U1~0099999269X34|
:
TDS~350604|
BAL~P~PB~2229.41|
BAL~A~NA~-679.03|
BAL~M~TT~5056.42|
N1~SJ~Verizon~42~0555|
ITA~N~TI~~04~~~~77636~~~~~Prior Period Unapplied Cash~MSG~~O|
ITA~N~TI~~04~~~~67903~~~~~IXplus Cash Received by Carms~AAJ~~O|
DTM~009~20080818|

Stand alone account with no current charges and has a previous balance:

BIG~20080902~00002091670808~~~~~CI|
REF~ZZ~TES121100100002|
REF~12~0099999167X34|
REF~AP~0099999167080880902|
REF~RE~1104080816XXM3|

REF~06~M3|
REF~U1~0099999269X34|
:
TDS~0|
BAL~P~PB~700|
BAL~M~TT~700|

Stand alone with current charges and no previous balance:

BIG~20080902~00002091710808~~~~~CI|
REF~ZZ~TES121100100002|
REF~12~0099999171X34|
REF~AP~0099999171080880902|
REF~RE~1104080816XXM3|
REF~06~M3|
REF~U1~0099999269X34|
:
TDS~140116|
BAL~M~TT~1401.16|
N1~SJ~Verizon~42~0555|
CTT~3|

Sub-account without current charges that retained financial responsibility for previous balance:

BIG~20080902~60000540100808~~~~~PB|
REF~ZZ~TES121100000147|
REF~12~9999954010X34|
REF~14~0099999269X34|
REF~AP~9999954010080880902|
REF~RE~1104080816XXM3|
REF~SU~Y|
REF~06~M3|
REF~U1~0099999269X34|
:
TDS~0|
BAL~P~PB~-241.68|
BAL~M~TT~-241.68|
CTT~1|

Sub-account without current charges that pays off previous balance:

BIG~20080902~60000554230808~~~~~DR|
REF~ZZ~TES121100000147|
REF~12~9999955423X34|
REF~14~0099999269X34|
REF~AP~9999955423080880902|
REF~RE~1104080816XXM3|
REF~06~M3|
REF~U1~0099999269X34|
:
TDS~0|
BAL~P~PB~-7.7|
BAL~A~NA~-7.7|

BAL~M~TT~0|
N1~SJ~Verizon~42~0555|
ITA~N~TI~~04~~~~770~~~~~Payment transfer to Ixplus from Ixplus~AAJ~~O|
DTM~009~20080807|

Stand-alone-account without current charges that pays off previous balance:

BIG~20080902~60000554080808~~~~~CI|
REF~ZZ~TES121100000147|
REF~12~9999955408X34|
REF~AP~9999955408080880902|
REF~RE~1104080816XXM3|
REF~06~M3|
REF~U1~0099999269X34|
:
TDS~0|
BAL~P~PB~774.78|
BAL~A~NA~~774.78|
BAL~M~TT~0|
N1~SJ~Verizon~42~0555|
ITA~N~TI~~04~~~~38739~~~~~Payment transfer to Ixplus from
Ixplus~AAJ~~O|
DTM~009~20080807|
ITA~N~TI~~04~~~~38739~~~~~Payment transfer to Ixplus from
Ixplus~AAJ~~O|
DTM~009~20080807|

Stand-alone-account with Late Payment Charge (LPC), no current charges and previous balance:

BIG~20080902~60000554190808~~~~~CI|
REF~ZZ~TES121100000147|
REF~12~9999955419X34|
REF~AP~9999955419080880902|
REF~RE~1104080816XXM3|
REF~06~M3|
REF~U1~0099999269X34|
:
HL~1~0~1~1|
LX~1|
AMT~SC~0.24|
NM1~SJ~2~Verizon~~~~~42~0555|
ITA~C~TI~~06~~~24~~~~~LATE PAYMENT CHARGE~LPC~~A|
:
TDS~24|
BAL~P~PB~2423.22|
BAL~A~NA~~2388.4|
BAL~M~TT~35.06|
N1~SJ~Verizon~42~0555|
ITA~N~TI~~04~~~~88532~~~~~Payment transfer to Ixplus from
Ixplus~AAJ~~O|
DTM~009~20080807|

ITA~N~TI~~04~~~~67669~~~~~Payment transfer to Ixplus from
Ixplus~AAJ~~~O|
DTM~009~20080807|
ITA~N~TI~~04~~~~78702~~~~~Payment transfer to Ixplus from
Ixplus~AAJ~~~O|
DTM~009~20080807|
ITA~N~TI~~04~~~~3937~~~~~Payment transfer to Ixplus from Ixplus~AAJ~~~O|
DTM~009~20080807

Stand-alone account without current charges and has a previous balance:

BIG~20080902~60000554330808~~~~~CI|
REF~ZZ~TES121100000147|
REF~12~9999955433X34|
REF~AP~9999955433080880902|
REF~RE~1104080816XXM3|
REF~06~M3|
REF~U1~0099999269X34|
:
TDS~0|
BAL~P~PB~1613.02|
BAL~A~NA~-1590.07|
BAL~M~TT~22.95|
N1~SJ~Verizon~42~0555|
ITA~N~TI~~04~~~~75997~~~~~Payment transfer to Ixplus from
Ixplus~AAJ~~~O|
DTM~009~20080807|
ITA~N~TI~~04~~~~79417~~~~~Payment transfer to Ixplus from
Ixplus~AAJ~~~O|
DTM~009~20080807|
ITA~N~TI~~04~~~~3593~~~~~Payment transfer to Ixplus from Ixplus~AAJ~~~O|
DTM~009~20080807|

Stand-alone account with current charges and previous balance:

BIG~20080902~60000564810808~~~~~CI|
REF~ZZ~TES121100000147|
REF~12~9999956481X34|
REF~AP~9999956481080880902|
REF~RE~1104080816XXM3|
REF~06~M3|
REF~U1~0099999269X34|
:
TDS~73510|
BAL~P~PB~2370.83|
BAL~A~NA~-1635.73|
BAL~M~TT~1470.2|
N1~SJ~Verizon~42~0555|
ITA~N~TI~~04~~~~90063~~~~~Payment transfer to Ixplus from
Ixplus~AAJ~~~O|
DTM~009~20080807|

ITA~N~TI~~04~~~~73510~~~~~Payment transfer to Ixplus from
Ixplus~AAJ~~~O| DTM~009~20080807|

7.3.5 Vision V5 Summary Billing

The master-account always shows the sub-account's total amount due (TDS plus BAL~P~PB plus any payments made to the sub-account plus any adjustments to the sub-account). In the current month's bill, the total amount due is transferred between the master-account and the sub-account -- as a result the sub-account's BAL~M~TT is zeroed out and there is not a BAL~P~PB for the next month.

Vision V5 EXAMPLE of an existing sub-account:

Master-Account:
BIG~20050301~ 155555555000120160415~~~~~CD|
:
HL~8~7~2~1|
LX~5|
REF~12~1444444440001|
HL~9~8~4~0|
IT1~~1~M4~74.98~~SV~2050~ZZ
~4| Sub-Account:
BIG~20160415~144444444000120160415~~~~~DR|
:
TDS~7498|
ITA~N~TI~~04~~~~7498~~~~~Transfer to summary account 1519756720001
CURRENT
MONTH~TRS~~A|
BAL~M~TT~0|
N1~SJ~Verizon Online~41~9304|
ITA~N~TI~~04~~~~7498~~~~~Transfer to summary account 1519756720001
CURRENT MONTH~TRS~~O|

Vision V5 EXAMPLE of an adjustment to a sub-account:

Master-Account:
BIG~20160531~166666666000120160531~~~~~CD|
:
HL~2829~7~2~1|
LX~1415|
REF~12~7555555550001|
HL~2830~2829~4~0|
IT1~~1~M4~~
16.33~~SV~2050~ZZ~4| Sub-Account:
BIG~20160531~755555555000120160531~~~~~DR|
:
TDS~0|
ITA~N~TI~~06~~~1633~~~~~Transfer to summary account 1520257120001
NONCURRENT~TRS~~A|
BAL~A~NA~~16.33|
BAL~M~TT~0|

N1~SJ~Verizon Online~41~9304|
ITA~N~TI~~06~~~1633~~~~~Transfer to summary account 1520257120001
NONCURRENT~TRS~~O|
ITA~N~TI~~04~~~1633~~~~~Service Change Correction --AAJ~~O|
DTM~009~20160509|

Vision V5 EXAMPLE of a New Sub-Account

Master-Account:

BIG~20050519~310197999920050519~~~~~CD|
:
HL~1156~1~2~1|
LX~579|
REF~12~8051819999~1150006382|
HL~1157~1156~4~0|
IT1~~1~M4~137.06~~SV~2050~ZZ~4|

Sub-Account:

BIG~20050519~805181999920050519~~~~~DR|
:
TDS~5141|
ITA~N~TI~~04~~~5141~~~~~TRANSFER TO SUMMARY
ACCOUNT~TRS~~A|
DTM~009~20050519| <== transfer date is current month's bill
ITA~N~TI~~04~~~8565~~~~~TRANSFER TO SUMMARY
ACCOUNT~TRS~~A|
DTM~009~20050519| <== transfer date is current month's bill
BAL~P~PB~128.32|
BAL~M~TP~42.67|
BAL~M~TT~0|
N1~SJ~Verizon~42~0698|
BAL~M~C4~42.67|
DTM~050~20050414
N1~SJ~VERIZON~42~0698|
ITA~N~TI~~04~~~5141~~~~~TRANSFER TO SUMMARY
ACCOUNT~TRS~~O|
DTM~009~20050519|
ITA~N~TI~~04~~~8565~~~~~TRANSFER TO SUMMARY
ACCOUNT~TRS~~O|
DTM~009~20050519|

7.3.6 LEC NPD (Decommissioned) Accounts billed via Vision V5 Summary Billing

For LEC NPD accounts billed via Vision V5 (these are identified by the REF*06*13*V5 in the header), see paragraph 7.3.6 Vision V5 Summary Billing.

7.3.7 LEC North (NE/NY) (Decommissioned) Accounts billed via Vision V5 Summary Billing

For LEC North (NE/NY) accounts billed via Vision V5 (these are identified by the REF*06*01*V5 in the header), see paragraph 7.3.6 Vision V5 Summary Billing.

7.3.8 LEC MVD (MD, VA or DC) (Decommissioned) Accounts billed via Vision V5 Summary Billing

For LEC MVD (MD, VA or DC) accounts billed via Vision V5 (these are identified by the REF*06*01*V5 in the header), see paragraph 7.3.6 Vision V5 Summary Billing.

7.3.9 Former NBBE/EA (Decommissioned) Accounts billed via Vision V5 Summary Billing

For former NBBE/EA accounts billed via Vision V5 (these are identified by the REF*06*01*V5 in the header), see paragraph 7.3.6 Vision V5 Summary Billing.

SV~2050: Total Amount Billed (for Summary/Consolidated Billing Only)

The format for this section provides a table of segments depicting the structure of the portion of the 811 explained. After the structure table, a sample mapping for the respective area of the 811 is displayed. A comprehensive list of segments, data elements, and element values used by Verizon is provided in Appendix A of this guide.

Structure of Consolidated 811:

<i>Segment ID</i>	<i>Position</i>	<i>Segment Description</i>	<i>Loop</i>	<i>Max Use</i>	<i>O/M</i>
HL2	010	Hierarchical Level	HL2	1	M
LX	020	Sequentially Assigned Number	LX	>1	M
REF	050	Reference Numbers	LX	>1	M
HL4	010	Hierarchical Level	HL4	>1	M
IT1	210	Baseline Item Data Invoice	IT1	1	M

SAMPLE MAPPING CONSOLIDATED 811:

HL~2~1~2~1|
 LX~1|
 REF~12~000301234568|
 HL~3~2~4~0|
 IT1~~1~M4~30.36~~SV~2050~ZZ~4| (\$30.36 transferred from Single Account =
 000301234568)

HL~4~1~2~1|
 LX~2|
 REF~12~000301234569|
 HL~5~4~4~0|
 IT1~~1~M4~22.41~~SV~2050~ZZ~4| (\$22.41 transferred from Single Account =
 000301234569)

HL (Hierarchical Level) Sample: HL~2~1~2~1|

<i>Element ID</i>	<i>Data Element</i>	<i>Element Names / Values</i>
HL01	628	Hierarchical ID Number
HL02	734	Hierarchical Parent ID Number
HL03	735	Hierarchical Level Code 2 = Billing Arrangement
HL04	736	Hierarchical Child Code 1 = Subordinate Segments

LX (Assigned Number) Sample: LX~1|

<i>Element ID</i>	<i>Data Element</i>	<i>Element Names / Values</i>
LX01	554	Sequentially Assigned Number

REF (Reference Number) Sample: REF~12~000301234568|

<i>Element ID</i>	<i>Data Element</i>	<i>Element Names / Values</i>
REF01	128	Reference Number Qualifier 12 = Billing Account
REF02	127	Reference Number 000301234568 = Component (Invoice Point/Sub-account) Number

HL (Hierarchical Level) Sample: HL~3~2~4~0|

<i>Element ID</i>	<i>Data Element</i>	<i>Element Names / Values</i>
HL01	628	Hierarchical ID Number
HL02	734	Hierarchical Parent ID Number
HL03	735	Hierarchical Level Code 4 = Group Level
HL04	736	Hierarchical Child Code 0 = No Subordinate Segments

IT1 (Baseline Item Data (Invoice)) Sample: IT1~~1~M4~30.36~~SV~2050~ZZ~4|

<i>Element ID</i>	<i>Data Element</i>	<i>Element Names / Values</i>
IT102	358	Quantity Invoiced = 1
IT103	355	Unit of Measure Code M4 = Monetary Value
IT104	212	Unit Price = 30.36
IT106	235	Product/Service ID Qualifier SV = Service Rendered
IT107	234	Product/Service ID 2050 = Total Amount Billed, Consolidated Component (Invoice Point/Sub- Account)
IT108	235	Product/Service ID Qualifier ZZ = Telecom Service Type
IT109	234	Product/Service ID 4 = Summary/Combined Charges

HL (Hierarchical Level) Sample: HL~4~1~2~1|

<i>Element ID</i>	<i>Data Element</i>	<i>Element Names / Values</i>
HL01	628	Hierarchical ID Number
HL02	734	Hierarchical Parent ID Number
HL03	735	Hierarchical Level Code 2 = Billing Arrangement
HL04	736	Hierarchical Child Code 1 = Subordinate Segments

LX (Assigned Number) Sample: LX~2|

<i>Element ID</i>	<i>Data Element</i>	<i>Element Names / Values</i>
LX01	554	Sequentially Assigned Number

REF (Reference Number) Sample: REF~12~000301234569|

<i>Element ID</i>	<i>Data Element</i>	<i>Element Names / Values</i>
REF01	128	Reference Number Qualifier 12 = Billing Account

REF02	127	Reference Number 000301234569 = Component (Invoice Point/Sub-account) Number
-------	-----	--

HL (Hierarchical Level) Sample: HL~5~4~4~0|

<i>Element ID</i>	<i>Data Element</i>	<i>Element Names / Values</i>
HL01	628	Hierarchical ID Number
HL02	734	Hierarchical Parent ID Number
HL03	735	Hierarchical Level Code 4 = Group Level
HL04	736	Hierarchical Child Code 0 = No Subordinate Segments

IT1 (Baseline Item Data (Invoice)) Sample: IT1~~1~M4~22.41~~SV~2050~ZZ~4|

<i>Element ID</i>	<i>Data Element</i>	<i>Element Names / Values</i>
IT102	358	Quantity Invoiced = 1
IT103	355	Unit of Measure Code M4 = Monetary Value
IT104	212	Unit Price = 22.41
IT106	235	Product/Service ID Qualifier SV = Service Rendered
IT107	234	Product/Service ID 2050 = Total Amount Billed, consolidated component (sub-account)
IT108	235	Product/Service ID Qualifier ZZ = Telecom Service Type
IT109	234	Product/Service ID Charges

8. Summary Section of the EDI 811

The purpose of the Summary Section of the 811 is to provide a summary of the amount charged for services rendered. The summary section includes previous balance, total payments, detail adjustments, net adjustments and total amount due.

The format for this section provides a table of segments depicting the structure of the portion of the 811 explained. After the structure table, a sample mapping for the respective area of the 811 is displayed. A comprehensive list of segments, data elements, and element values used by Verizon is provided in Appendix A of this guide.

Structure of Summary Section:

<i>Segment ID</i>	<i>Position</i>	<i>Segment Description</i>	<i>Loop</i>	<i>Max Use</i>	<i>O/M</i>
TDS	010	Total Monetary Value Summary		1	M
ITA	020	Allowance, Charge or Service	ITA	1	O
DTM	030	Date/Time Reference	ITA	>1	O
BAL	040	Balance Detail	BAL	1	O
N1	060	Name	N1	>1	M
BAL	070	Balance Detail	N1/BAL	>1	M
DTM	080	Date/Time Reference	N1/BAL	>1	O
ITA	090	Allowance, Charge or Service	N1/ITA	>1	O
DTM	100	Date/Time Reference	N1/ITA	>1	O
LX	107	Assigned Number	N1/LX	1	O
REF	108	Reference Numbers	N1/LX	1	O
AMT	109	Monetary Amount	N1/LX/AMT	1	O
DTM	110	Date/Time Reference	N1/LX/AMT	1	O
CTT	115	Transaction Totals		1	O
SE	120	Transaction Set Trailer		1	M

SAMPLE MAPPING SUMMARY SECTION:

TDS~11560|
 BAL~P~PB~138.07|
 BAL~A~NA~-10.75|
 BAL~M~TP~-127.32|
 BAL~M~TT~115.60|
 N1~SJ~VERIZON~42~0698|

BAL~M~C4~-127.32|
 DTM~050~20060115|
 N1~SJ~VERIZON~42~0698|
 ITA~N~TI~-04-----1075-----AAJ~-O|
 DTM~009~20060105|
 LX~257|
 REF~PX~58000198|
 AMT~0S~153.23|
 DTM~007~20060120|
 AMT~TP~150|
 DTM~050~20060120|
 CTT~8|
 SE~53~0001|

TDS (Total Monetary Value Summary) Sample: TDS~11560|

<i>Element ID</i>	<i>Data Element</i>	<i>Element Names / Values</i>
TDS01	610	Total Current Month Invoice Monetary Amount = 115.60

BAL (Balance Detail) Sample: BAL~P~PB~138.07|
 BAL~A~NA~-10.75|
 BAL~M~TP~-127.32|
 BAL~M~TT~115.60|

<i>Element ID</i>	<i>Data Element</i>	<i>Element Names / Values</i>
BAL01	951	Balance Type Code P = Previous Month A = Adjustment M = Current Month
BAL02	522	Amount Qualifier Code PB = Billed Amount NA = Net Adjustment TP = Total Payment Amount TT = Total Transaction Amount
BAL03	782	Monetary Amount = 138.07 = -10.75 = -127.32 = 115.60

N1 (Name) Sample: N1~SJ~VERIZON~42~0698|

<i>Element ID</i>	<i>Data Element</i>	<i>Element Names / Values</i>
-------------------	---------------------	-------------------------------

N101	098	Entity Identifier Code SJ = Service Provider
N102	093	Name of Service Provider
N103	066	Identification Code Qualifier 42 = Pseudo Carrier ID Code #
N104	067	Identification Code 0698 = Verizon

Refer to Additional Code Lists Used by OBF/ETB (Section 10.4) for listing of Pseudo CICs.

BAL (Balance Detail) Sample: BAL~M~C4~-127.32|

<i>Element ID</i>	<i>Data Element</i>	<i>Element Names / Values</i>
BAL01	951	Balance Type Code M = Current Month
BAL02	522	Amount Qualifier Code C4 = Prior Payment Amount
BAL03	782	Monetary Amount = -127.32

DTM (Date/Time Reference) Sample: DTM~050~19990115|

<i>Element ID</i>	<i>Data Element</i>	<i>Element Names / Values</i>
DTM01	374	Date/Time Qualifier 050 = Received
DTM02	373	Date = CCYYMMDD

N1 (Name) Sample: N1~SJ~VERIZON~42~0698|

<i>Element ID</i>	<i>Data Element</i>	<i>Element Names / Values</i>
N101	098	Entity Identifier Code SJ = Service Provider
N102	093	Name of Service Provider
N103	066	Identification Code Qualifier 42 = Pseudo Carrier ID Code #
N104	067	Identification Code 0698= Verizon

Refer to Additional Code Lists Used by OBF/ETB (Section 10.4) for listing of Pseudo CICs.

ITA (Allowance, Charge or Service) Sample: ITA~N~TI~~04~~~~1075~~~~M4~~~AAJ~~O|

<i>Element ID</i>	<i>Data Element</i>	<i>Element Names / Values</i>
ITA01	248	Allowance or Charge Indicator N = No Allowance or Charge
ITA02	559	Agency Qualifier Code TI = Telecommunication Industry
ITA04	331	Allowance or Charge Method of Handling Code 04 = Credit Customer Account
ITA07	360	Allowance or Charge Total Amount = – 10.75
ITA11	355	Unit or Basis for Measurement Code M4 = Monetary Value
ITA14	150	Special Charge or Allowance Code AAJ = Adjustment \$
ITA16	662	Relationship Code O = Informational

\$ Refer to Additional Code Lists Used by OBF/ETB (Section 10.4) for values.

DTM (Date/Time Reference) Sample: DTM~009~19990105|

<i>Element ID</i>	<i>Data Element</i>	<i>Element Names / Values</i>
DTM01	374	Date/Time Qualifier 009 = Process Date
DTM02	373	Date = CCYYMMDD

LX (Assigned Number) Sample: LX~257|

<i>Element ID</i>	<i>Data Element</i>	<i>Element Names / Values</i>
LX01	554	Sequentially Assigned Number

REF (Reference Number) Sample: REF~PX~58000198 |

<i>Element ID</i>	<i>Data Element</i>	<i>Element Names / Values</i>
REF01	128	Reference Number Qualifier PX = Previous Invoice Number
REF02	127	Reference Number 58000198 = Invoice Number

AMT (Monetary Amount) Sample: AMT~0S~153.23|

<i>Element ID</i>	<i>Data Element</i>	<i>Element Names / Values</i>
AMT01	522	Amount Qualifier Code OS = Previous Invoice Billed
AMT02	782	Monetary Amount 153.23 = Dollars/Cents

DTM (Date/Time Reference) Sample: DTM~007~20060120|

<i>Element ID</i>	<i>Data Element</i>	<i>Element Names / Values</i>
DTM01	374	Date/Time Qualifier 007 = Effective Date
DTM02	373	Date = CCYYMMDD

AMT (Monetary Amount) Sample: AMT~TP~150|

<i>Element ID</i>	<i>Data Element</i>	<i>Element Names / Values</i>
AMT01	522	Amount Qualifier Code TP = Total Amount Paid for Invoice
AMT02	782	Monetary Amount 150.00 = Dollars/Cents

DTM (Date/Time Reference) Sample: DTM~050~20060120|

<i>Element ID</i>	<i>Data Element</i>	<i>Element Names / Values</i>
DTM01	374	Date/Time Qualifier 050 = Received Date
DTM02	373	Date = CCYYMMDD

CTT (Transaction Totals) Sample: CTT~8|

<i>Element ID</i>	<i>Data Element</i>	<i>Element Names / Values</i>
CTT01	354	Number of Line Items 8 = Number of IT1 Segments

SE (Transaction Set Trailer) Sample: SE~53~0001|

<i>Element ID</i>	<i>Data Element</i>	<i>Element Names / Values</i>
SE01	096	Number of Included Segments = 53
SE02	329	Transaction Set Control Number = 0001

9. Auditing the EDI 811

This section describes how Verizon audits the 811. Its purpose is to assist our trading partners in the interpretation of the 811 charges and credits in a consistent manner. Before a transaction set is sent to our trading partners, Verizon balances each transaction set using the rules mapped in this section. The Heading Section does not contain any charge amounts; the Detail Section contains only current charges. The Summary Section contains total amounts. This section on auditing the 811 explains how to balance supporting detail charges/credits to the proper summary level charges/credits.

9.1 Determining Segment Amount

The following information identifies the segments from the Detail Section and Summary Section, which contribute to the total charges and credits for the invoice. For ease of reference, the term 'segment billed amount' is used to designate the monetary amount of the segment after:

- 1) Rule of Extended Pricing is applied: Certain segments contain both quantity and unit price data elements. The segment billed amount for these segments is the result of the quantity and the unit price. There is one exception to this general rule. If the Unit of Measurement Code (DE355) equals "M4" (Monetary Amount), then Extended Pricing does not apply and the unit price is the segment billed amount.
- 2) Verifying that the monetary amount is not provided for informational purposes only.

9.1.1 Detail Section:

AMT Segment - The AMT segment is provided for informational only and is not included in the EDI 811 Balancing.

IT1 Segment - When IT103 equals M4, then the amount in IT104 is the segment billed amount. When IT103 does not equal M4, then the billed amount is the result of multiplying IT102 by IT104.

ITA Segment - The amount in ITA07 is the segment billed amount. When ITA16 equals "O", then the ITA segment is informational only.

SLN Segment - When SLN05 equals M4, then the amount in SLN06 is the segment billed amount. When SLN05 does not equal M4, then the billed amount is the result of multiplying SLN04 by SLN06. When SLN08 equals "O", then the SLN segment is informational only.

TXI Segment - When TXI07 equals “A”, then TXI02 contains the segment billed amount.
 When TXI07 equals “O”, then the TXI segment is informational only.

TCD Segment- The TCD segment has four data elements that can contain monetary amounts. □ TCD12 is the charge amount *before* any discounts □ TCD13 is the charge amounts *after* any discounts.
 • TCD14 is info only and this charge amount is included in TCD12
 • TCD15 is info only and this charge amount is included in TCD12
 When TCD16 equals “O”, then the TCD segment is Informational only.

USD Segment - When USD01 does not equal ‘O’, then the amount in USD08 is the segment billed amount.

When USD01 equals “O”, then the USD segment is informational only.
 When only a discount amount is provided on the USD segment, then the discount amount is populated in USD09, with the billed amount in USD08 being the same as USD09.

When USD06 and USD03 are non-zero, then the billed amount in USD08 should equal the product of multiplying USD03 by USD06
 When the USD segment provides a charge and discount amount, then USD08 is the net charge and USD09 is the discount amount. The charge amount before discount is calculated by adding USD09 to USD08.

9.1.2 Summary Section:

BAL Segment – The amount in BAL03 is the segment billed amount.

TDS Segment – The amount in TDS01 is the segment amount.

9.2 Auditing the Detail Section

Once the segment amount has been determined, balancing the detail section of an invoice is a three-step process. The first step of balancing is summing the supporting charges to the Charge Detail (SLN). The second step of balancing is summing the supporting charges to the Group Charges (IT1). The third step of balancing is summing supporting charges to the Total Current Month Invoice Amount (TDS).

9.2.1 8.2.1 Balancing the SLN Segment Amount

The SLN segment billed amount can be balanced by using only the segments listed and using the following formula:

<u>Action</u>	<u>Element</u>	<u>When Condition</u>
	USD segment billed amounts	USD01 = “I” and there is an SLN segment

Plus	TCD segment billed amounts	TCD16 = "I" and there is an SLN segment
Plus	ITA (HL 8 – 9) segment billed amounts	ITA16 = "I"
Plus	TXI (HL 8 – 9) segment billed amounts	TXI07 = "I"
Equals	SLN segment billed amount	

9.2.2 Balancing the IT1 Segment Amount

The IT1 segment billed amount can be balanced by using only the segments listed and using the following formula:

<u>Action</u>	<u>Element</u>	<u>When Condition</u>
	SLN segment billed amounts	SLN08 = "I"
Plus	ITA (HL 4 - 7) segment billed amounts	ITA16 = "I"
Plus	TXI (HL 4 – 7) segment billed amounts	TXI07 = "I"
Plus	ITA (HL 8 – 9) segments	ITA16 = "A"
Plus	TXI (HL 8 – 9) segment	TXI07 = "A"
Plus	USD segment billed amounts	USD01 = "I" and there is no SLN segment OR USD01 = "A" and there is an SLN segment
Plus	TCD segment billed amounts	TCD16 = "I" and there is no SLN segment OR TCD16 = "A" and there is an SLN segment
Equals	IT1 segment billed amount	

9.2.3 Balancing the TDS Segment Amount

The TDS segment billed amount can be balanced by using only the segments listed and using the following formula:

<u>Action</u>	<u>Element</u>	<u>When Condition</u>
	IT1 (HL 4) segments	

Plus	TXI (HL 1 – 7) segment	TXI07 = “A”
Plus	ITA (HL 1 – 7) segments	ITA16 = “A”
Plus	SLN (HL 8) segments	SLN08 = “A”
Equals	TDS segment billed amount of the Summary Section (Total Current Charges)	

9.3 Auditing the Summary Section

The summary section contains several key amounts that can be used to validate the detail charges. The TDS segment is always provided, with ITA and BAL segments only provided when the applicable amount is *not* equal to zero. Below is a summary of what information is contained in each segment:

- The TDS segment provides charges for the current bill period.
- The ITA segment provides charges/credits related to refund checks or amounts transferred to/from another account.
- BAL segment with a value of “PB” in BAL 02 normally provides the amount billed the previous month. Notes:
 1. IBRS, SingleView and Vision invoices include a Statement of Account section and their invoice provides the total past due after applying any payments and/or adjustments. For these billing systems, the VB 811 BAL “PB” reflects the total past due after applying any payments and/or adjustments. For these systems the payments and adjustments can be found in the Statement of Account section of the invoice. The VB811 presents the Statement of Account in the LX loop within the N1 loop in the summary area.
 2. GCS and Millennium invoices do not provide information on previous balances, payments or adjustments against previous balances.
- BAL segment with a value of “NA” in BAL 02 provides the net adjustment amount for the entire bill (See notes under BAL PB)
- BAL segment with a value of “TP” in BAL 02 provides the total payment amount applied since the last bill. (See notes under BAL PB)
- BAL segment with a value of “TT” in BAL 02 provides the amount due on the account.

9.3.1 Balancing to the Total Transaction Amount “TT” Segment Amount

The Total Transaction (BAL 02 = TT) can be balanced by summing the following segment billed amounts:

Note that the BAL and ITA segments in the N1 loop are informational only and do not impact the calculation of the Total Transaction.

Action	Element	When Condition
	TDS01	

Plus	ITA	ITA16 = "A"
Plus	BAL	BAL02 = "PB"
Plus	BAL	BAL02 = "NA"
Plus	BAL	BAL02 = "TP"
Equals	Total Transaction Amount	BAL02 = "TT"

9.3.2 Balancing to the Service Provider Net Adjustment

The summary Section also contains multiple N1 loops, which will reflect any adjustments for any Service Provider.

These adjustments (ITA segments) are not added into the TDS amount but can be validated with the value in the BAL02 'NA' segment. The net adjustment BAL02 = "NA" can be determined by summing all ITA (where ITA14 = "ADJ")) segment amounts within the N1/ITA loop in the Summary Area.

End